

# PRICE LIST 2023



**MCZ**

# CONTENTS

4 TECHNOLOGIES

13 PELLET STOVES\_Air/Comfort Air Maestro

61 PELLET STOVES\_Air/Comfort Air Easy

75 PELLET STOVES\_Hydro Maestro

91 PELLET STOVES\_Hydro Easy

97 PELLET\_Fireplaces and inserts

109 WOOD\_Fireplaces and inserts

125 PELLET\_Accessories

133 WOOD\_Accessories

# TECHNOLOGIES



## EXCLUDABLE VENTILATION

The No air function in ventilated stoves allows you to totally exclude or limit to a minimum the forced ventilation of the stove thus ensuring maximum silence and all the pleasure of heat diffused in the room by natural convection.



## IGNITION IN 3 MINUTES

Product equipped with ceramic spark plug ensuring ignition times reduced by 40%.



## WEEKLY ASH EMPTYING

The high capacity of the ash drawer allows the stove to be used for a week without emptying (average power consumption, 8 hours/day operation).



## STRUCTURE COMPLETELY SEALED

Products built with Oyster technology do not consume oxygen by taking all the air from the environment outside so therefore can be placed inside every home properly insulated and within passive houses.



## COAXIAL SMOKE DUCT

Coaxial smoke duct to evacuate the smoke and also to draw in the combustion air.



## BRUSHLESS

Thanks to advanced technology, the new brushless gear motor guarantees high sound comfort (almost no noise) and substantial energy savings (consumption 90% lower compared to traditional motors). Used in the pellet loading system of all stoves.



## DUAL CONNECTIVITY

2 Wi-fi modules have been designed for products equipped with Maestro technology, allowing a priority connection to your smartphone and / or handheld remote control and a second connection to the home internet network (with 2.4 GHz frequency router). For the Maestro+ products, it is possible to control the stove from a smartphone over a home Internet network (router) or through a Bluetooth connection.



## KIT WI-FI EASY CONNECT

For remote connection via the app. To be installed on the back of the stove, self-powered. Compatible with a 2.4 GHz frequency Wi-Fi router.



**1** / Automatic self-cleaning brazier with comb mechanism for a more effective cleaning

**2** / Dedicated brushless engine

**3** / Utmost combustion efficiency thanks to the electronics that defines the mechanical cleaning in regular cycles or in case of blockages

**4** / Availability both on water and high power air versions (14 kW)

**5** / Ash pan allowing the emptying on a weekly basis or beyond

## MANY SOLUTIONS TO TAKE ADVANTAGE OF ALL THE SPACE AVAILABLE IN YOUR HOME



## CONFINED SPACES

Thanks to a very limited depth, these products are particularly suitable in small rooms or hallways.



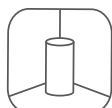
## USE OF OLD FIREBOXES

These products are designed to be able to use old fireboxes that do not work and/ or do not heat, thanks to a limited height (stoves) and the possibility of being incorporated (chimneys).



## USE OF EXISTING FLUES

Thanks to the presence of an upper flue outlet, these stoves can take advantage of the existing flues, thereby optimising the living space and reducing installation costs.



## CORNER SOLUTIONS

Stoves designed to take advantage of the corners in a home, which are generally used very little.



## WALL-MOUNTED INSTALLATIONS

This is the classic solution: installed in front of a wall (stove) or inserted into the wall (chimney), these products blend in perfectly with the architecture of the room.



## SEPARATION OF ROOM

Products that have two or three exposed sides, which allow for a view of the fire from separate rooms, thereby optimising the living space.

## COMBUSTION CONTROL SYSTEMS

# maestro+

### MAESTRO+, THE MOST ADVANCED USER EXPERIENCE

#### 1 / DUAL CONNECTION (WI-FI AND BLUETOOTH) INCLUDED.

Everything you need to use the stove from your smartphone is already included, either at home or remotely Maestro+, without additional kits.

#### 2 / PERFECT FLAME

The combustion with Maestro is optimal, it generates less ash and leaves the glass clean. This results in lower consumptions, lower emissions and much less frequent cleanings.

#### 3 / MORE USER OPTIONS

Maestro stoves adapt to your style of use. When not at home you can use your smartphone (with stove connected via home Wi-Fi router), at home you can control the stove via the concealed control panel, smartphone (via Bluetooth) or remote control (optional).

#### 4 / AUTOMATIC REMOTE FIRMWARE UPDATE

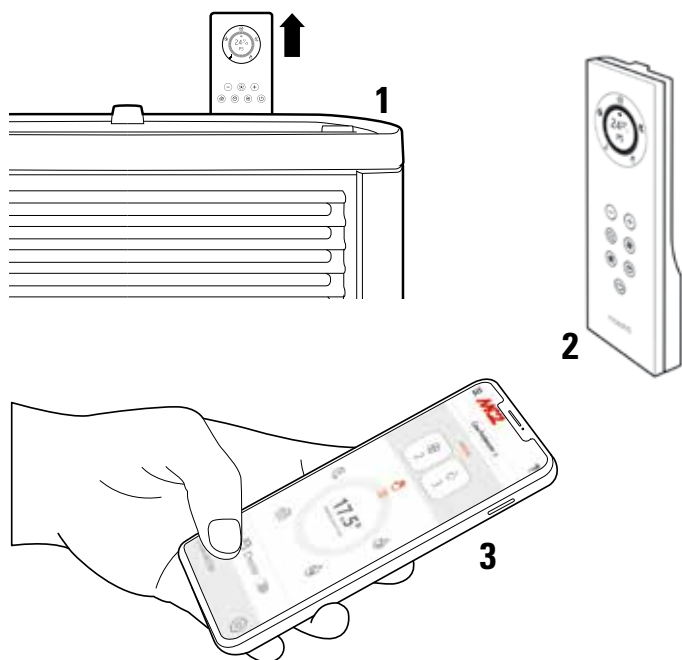
(for WI-FI connected stoves).

#### 5 / REMOTE DIAGNOSTICS AND ASSISTANCE

(except operations that require a technician to be physically present).



### MAESTRO+, THE MOST ADVANCED USER EXPERIENCE



#### 1 / DIGITAL PANEL

If you are used to a more traditional style of use, all the features of the Maestro App are also available in a new control panel (standard) that integrates the ordinary and extraordinary features (emergency panel).

#### 2 / FREESTANDING REMOTE CONTROL

Remote control with ambient thermostat for room temperature control, always visible thanks to the e-ink display (optional).

#### 3 / APP

For remote stove control at home and away from home, today even easier to use.

easy connect

### WI-FI CONNECTIVITY FOR REMOTE CONTROL WITH "EASY CONNECT" DEDICATED APP

Exclusively for EASY LINE products, our range of the most user-friendly products.



**TECHNOLOGIES**

**core**



# core

Core is the new firebox with patented technology that has shaken up the pellet combustion world: a wide natural flame similar to wood-fired products, one of the category's lowest emission levels, and pleasing to the eye either on or off. The CORE technology is protected by 3 patents. Designed by the very flame, the firebox no longer has all the technical parts exposed. The combustion of the gases produced by pellets is harnessed to slow down the flame and provide a unique view of the fire.

Clean glazing for long periods of time thanks to the extremely low level of emissions

Firebox with AISI 304 stainless steel core and cast iron shell

Gasification and post-combustion in several points of the combustion chamber

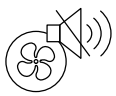
With its self-cleaning brazier, no brazier cleaning is required



## SILENCE IS A LUXURY, TREAT YOURSELF



The Comfort and Overnight modes make operation even quieter.



Thanks to its very low smoke extraction speed, ventilation is almost imperceptible.



Available for the models:  
Mako, Ego Air e Comfort  
Air Matic, Musa Comfort  
Air Matic 14 kW

**MAKO**

## ONE OF THE CATEGORY'S LOWEST EMISSION LEVELS

Performance is entirely met at all operating power levels.

Core's emission levels fall widely within the strictest European limits.



# TECHNOLOGIES

## COMBUSTION CONTROL SYSTEMS



### DUCTED AIR

#### DIFFUSER POSITIONABLE UP TO 8 METRES, FREELY

Comfort Air® can effectively carry the warm air (80°C) into other rooms up to a maximum distance of 8 meters. Unlike traditional systems in which the jets must be positioned at the top, Comfort Air® allows the jets to be freely positioned.

#### TOTAL AIR DISTRIBUTION CONTROL

Fitting an electronic control unit, Comfort Air® can control up to 2/3 air flows (in closed fireplaces) to distribute heat and convey warm air into various rooms.



#### EASE OF INSTALLATION AND MAINTENANCE

With a significantly smaller diameter than other models on the market (60 mm and 100 mm), Comfort Air® ensures easier installation of the funnel into the wall, consequently limiting the necessary masonry works, which often take time and are very invasive, and making the fans easier to maintain.

#### THE FIRST DESIGN DIFFUSERS

Comfort Air® is fitted with air distribution outlets that, for the first time, offer a true design piece. These outlets are ideal for integration into any furnishing, with their minimalist design and exclusive light and aromatherapy function that makes them unique on the market.



### FORCED VENTILATION

#### A TRULY COMPLETE RANGE

To satisfy all requirements, in terms of power and operative functions.



### WATER

#### HOT RADIATORS FAST

Thanks to low thermal inertia, Hydro pellet stoves, once on, are able to heat your domestic radiators in just a few minutes (for some models there are also kits for connection to the hot water system).

#### MAXIMUM HEAT EXCHANGE

About 90% of power rendered overall by the stove is transferred to the water guaranteeing excellent performance who those choosing radiators for domestic heating.

# SYMBOLS USED



Nominal heat output



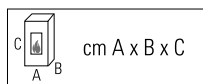
Efficiency



Diameter of smoke outlet pipe



Weight



cm A x B x C

Dimensions - width x depth x height



Fluid heat output



Minimum room volume



Hourly consumption



Fire box dimensions



Right corner



Left corner



Wall

# PRODUCTS OVERVIEW











<b>CORE</b>	p. 15	-	-	p. 19	-	p. 26		
<b>AIR</b>	-	p. 16	p. 17	p. 20	p. 24	p. 28	p. 33	p. 38
<b>COMFORT AIR</b>	-	-	-	p. 20	p. 24	p. 28	p. 33	p. 38
<b>HYDRO</b>	-	-	-	p. 78	p. 79	p. 80	p. 82	p. 83
<b>WOOD</b>	-	-	-	-	-	-	-	-



<b>CORE</b>	-	-	-	-	-	-	-	-
<b>AIR</b>	-	-	p. 62	p. 64	-	p. 68	-	p. 72
<b>COMFORT AIR</b>	p. 56	p. 58	-	-	p. 66	-	p. 70	-
<b>HYDRO</b>	-	-	-	-	-	-	-	-
<b>WOOD</b>	-	-	-	-	-	-	-	-



<b>CORE</b>	-	-	-	-	-	-	-	-
<b>AIR</b>	-	-	-	-	-	-	-	-
<b>COMFORT AIR</b>	-	-	-	-	-	-	-	-
<b>HYDRO</b>	p. 106	-	-	-	-	-	-	-
<b>WOOD</b>	-	p. 110	p. 110	p. 111	p. 111	p. 114	p. 114	p. 115


								
<b>DECÒ</b> 8 kW	<b>CUTE</b> 8 kW	<b>RAY</b> 7,8 kW	<b>STREAM</b> 11,9 kW	<b>PHILO</b> 13,8 kW	<b>DOC</b> 8,8 kW	<b>HALO</b> 8,1 kW	<b>LOOP</b> 8 kW	<b>MOOD</b> 8,1 kW
-	-	-	-	-	-	-	-	-
p. 40	p. 41	-	-	-	-	p. 50	p. 52	-
-	-	p. 42	p. 44	p. 46	p. 48	-	-	p. 54
-	-	-	-	-	-	-	-	-
-	-	-	-	-	-	-	-	-

								
<b>JAZZ</b> 28,5 kW	<b>AKI</b> 17,7 kW	<b>PAD</b> 17,7 kW	<b>CLIO</b> 16,1 kW	<b>THEA</b> 16,1 kW	<b>VIVO 90/9</b> 8,9 kW	<b>VIVO 90/11</b> 10,9 kW	<b>BOXTHERM 60 BASIC</b> 5,9 kW	<b>BOXTHERM 70 BASIC</b> 8,8 kW
-	-	-	-	-	-	-	-	-
-	-	-	-	-	-	-	p. 104	p. 105
-	-	-	-	-	p. 98	p. 100	-	-
p. 84	p. 86	p. 88	p. 92	p. 94	-	-	-	-
-	-	-	-	-	-	-	-	-

								
<b>PLASMA B95</b> 18,6 kW	<b>PLASMA 95T</b> 13,2 kW	<b>PLASMA T50</b> 18,2 kW	<b>VIVO 90Q</b> 11,6 kW	<b>VIVO 70Q</b> 11,6 kW				
-	-	-	-	-	-	-	-	-
-	-	-	-	-	-	-	-	-
-	-	-	-	-	-	-	-	-
p. 115	p. 118	p. 118	p. 121	p. 121				

# CHOOSE YOUR SHAPE

## SQUARE



- AIR
- 16 Tecla
- 17 Alyssa
- 20 Ego
- 24 Star
- 28 Musa
- 33 Club
- 38 Suite

- COMFORT AIR
- 20 Ego
- 24 Star
- 28 Musa
- 33 Club
- 38 Suite
- 66 Teia

- HYDRO
- 78 Ego
- 79 Star
- 80 Musa
- 82 Club
- 83 Suite
- 84 Jazz

- CORE
- 15 Mako
- 19 Ego
- 26 Musa

## SLIM



- AIR
- 68 Alea
- COMFORT AIR
- 42 Ray
- 44 Stream
- 46 Philo
- 48 Doc
- 70 Raam

- HYDRO
- 86 Aki
- 94 Thea

## ROUND



- AIR
- 50 Halo
- 52 Loop
- COMFORT AIR
- 54 Mood
- 56 Curve
- 58 Flow


- HYDRO
- 88 Pad

## MINI



- AIR
- 40 Decò
- 41 Cute

## INSERTS



- AIR
- 104 Boxtherm 60
- 105 Boxtherm 70

- COMFORT AIR
- 98/100 Vivo 90

- HYDRO
- 106 Vivo 90 Hydro

**PELLET**

# PELLET STOVES\_Air/Comfort Air Maestro

- 17 **ALYSSA** > Air
- 30 **CLUB/CLUB ABSOLUTE** > Air, Comfort Air, Comfort Air Matic
- 56 **CURVE** > Comfort Air
- 41 **CUTE** > Air
- 40 **DECÒ** > Air
- 48 **DOC** > Comfort Air
- 18 **EGO** > Core Air Matic, Air, Comfort Air
- 58 **FLOW** > Comfort Air
- 50 **HALO** > Air
- 52 **LOOP** > Air
- 14 **MAKO** > Comfort Air
- 54 **MOOD** > Comfort Air
- 26 **MUSA** > Core Air Matic, Air, Comfort Air, Comfort Air Matic
- 46 **PHILO** > Comfort Air
- 42 **RAY** > Comfort Air
- 22 **STAR** > Air, Comfort Air
- 44 **STREAM** > Comfort Air
- 36 **SUITE** > Core Air Matic, Air, Comfort Air, Comfort Air Matic
- 16 **TECLA** > Air





# PELLET STOVES > Air/Comfort Air Maestro > MAKO

core



Black metal\_303



Bronze metal\_305

MAKO

Model: MAKO COMFORT AIRMATIC 8 M1 CORE

POWER				
kW 8	90,4/92,9%	Ø cm 8	kg 161	cm A x B x C

kW 8    90,4/92,9%    Ø cm 8    kg 161    cm 50 x 55 x 111


Conto Termico 2.0

MATERIALS:  
 Steel: structure  
 Glass: front door  
 Cast iron: combustion chamber  
 Steel: brazier



CORE combustion chamber

STRUCTURE		DESCRIPTION/CODE	€
	Black metal_303	C/Air Matic 8 M1+ Core Dark 7122011	4.000,00
	Bronze metal_305	C/Air Matic 8 M1+ Core Bronze 7122012	4.000,00
ACCESSORIES SUPPLIED AS STANDARD			
	<b>A new control panel "Lift"</b> that integrates the ordinary functionalities with those of the emergency panel	Supplied as standard	-
	<b>Temperature probe</b>	Supplied as standard	-
	<b>Maestro smartphone new app</b>	Free download	-
DEDICATED ACCESSORIES			
	<b>Comfort Air® accessories</b> To build a Comfort Air® channelling system > p. 129		
	<b>Pellet level sensor</b>	4018005	95,00
	<b>Freestanding remote control</b> Remote control with ambient thermostat and humidity sensor for room temperature control, always visible thanks to the e-ink display (optional).	4022002	220,00

# PELLET STOVES > Air/Comfort Air Maestro > TECLA

	DESCRIPTION/CODE	€
--	------------------	---



White metal\_302



Dark metal\_308



Silver metal\_313



Bordeaux metal\_304



STRUCTURE		
Air 6 M1+	7122001	<b>1.970,00</b>
CLADDING		
White metal_302	6919006	<b>110,00</b>
Dark metal_308	6919005	<b>110,00</b>
Silver metal_313	6919008	<b>110,00</b>
Bordeaux metal_304	6919007	<b>110,00</b>
ACCESSORIES SUPPLIED AS STANDARD		
<b>A new control panel "Lift"</b> that integrates the ordinary functionalities with those of the emergency panel	Supplied as standard	-
<b>Temperature probe</b>	Supplied as standard	-
<b>Maestro smartphone new app</b>	Free download	-
DEDICATED ACCESSORIES		
<b>Black "ECO" ash pan</b> Optional.	4017019	<b>40,00</b>
<b>Pellet level sensor</b>	4018005	<b>95,00</b>
<b>Freestanding remote control</b> Remote control with ambient thermostat and humidity sensor for room temperature control, always visible thanks to the e-ink display (optional).	4022002	<b>220,00</b>



**TECLA** TOP CHOICE  
Model: TECLA AIR 6 M1

<b>POWER</b>				
kW 6,3	91,5/92%	Ø cm 8	kg 90	cm A x B x C

kW 6,3    91,5/92%    Ø cm 8    kg 90    cm 46 x 49 x 90



**MATERIALS:**  
Steel: structure  
Metal: painted sides  
Cast iron: brazier, door, front elements, top, combustion chamber

# PELLET STOVES > Air/Comfort Air Maestro > ALYSSA



Warm grey ceramic\_113



Bordeaux ceramic\_105



White ceramic\_102

**ALYSSA** **TOP CHOICE**

Model: ALYSSA AIR 6 M1

<b>POWER</b>				
kW 6,3	91,5/92%	Ø cm 8	kg 90	cm A x B x C



**MATERIALS:**  
 Steel: structure  
 Ceramic: sides  
 Cast iron: brazier, door, front elements, top, combustion chamber

STRUCTURE			
Air 6 M1		7122001	<b>1.970,00</b>
CLADDING			
	Warm grey ceramic_113	6919013	<b>255,00</b>
	Bordeaux ceramic_105	6919014	<b>255,00</b>
	White ceramic_102	6919015	<b>255,00</b>
ACCESSORIES SUPPLIED AS STANDARD			
	<b>A new control panel "Lift"</b> that integrates the ordinary functionalities with those of the emergency panel	Supplied as standard	-
	<b>Temperature probe</b>	Supplied as standard	-
	<b>Maestro smartphone new app</b>	Free download	-
DEDICATED ACCESSORIES			
	<b>Black "ECO" ash pan</b> Optional.	4017019	<b>40,00</b>
	<b>Pellet level sensor</b>	4018005	<b>95,00</b>
	<b>Freestanding remote control</b> Remote control with ambient thermostat and humidity sensor for room temperature control, always visible thanks to the e-ink display (optional).	4022002	<b>220,00</b>



EGO



# PELLET STOVES > Air/Comfort Air Maestro > EGO CORE

core



White metal\_302



Dark metal\_308



Silver metal\_313



Bordeaux metal\_304


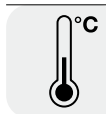

## STRUCTURE

DESCRIPTION/CODE	€
Air Matic 8 M3+ Core	7122008 <b>3.000,00</b>
Comfort Air Matic 10 M3+ Core	7122009 <b>3.350,00</b>



## CLADDING

White metal_302	6921001 <b>275,00</b>
Dark metal_308	6921002 <b>275,00</b>
Silver metal_313	6921003 <b>275,00</b>
Bordeaux metal_304	6921004 <b>275,00</b>

## ACCESSORIES SUPPLIED AS STANDARD

















 <b>A new control panel "Lift"</b> that integrates the ordinary functionalities with those of the emergency panel	Supplied as standard	-
 <b>Temperature probe</b>	Supplied as standard	-
 <b>Maestro smartphone new app</b>	Free download	-

## DEDICATED ACCESSORIES

 <b>Pellet level sensor</b>	4018005	<b>95,00</b>
 <b>Freestanding remote control</b> Remote control with ambient thermostat and humidity sensor for room temperature control, always visible thanks to the e-ink display (optional).	4022002	<b>220,00</b>

















## EGO Air Matic CORE

Model: EGO AIRMATIC 8 M3 CORE

<b>POWER</b>					cm A x B x C
kW 8,0	90,4/92,9%	Ø cm 8	kg 130	cm 50 x 55 x 104	
					
					

## EGO Comfort Air Matic CORE

Model: EGO COMFORT AIRMATIC 10 M3 CORE

<b>POWER</b>					cm A x B x C
kW 10	90/92,9%	Ø cm 8	kg 133	cm 50 x 55 x 104	
					
					

**A+**    Conto Termico 2.0

MATERIALS:  
Stainless steel: structure and brazier  
Metal: painted sides  
Cast iron: grate, door, front elements, top

# PELLET STOVES > Air/Comfort Air Maestro > EGO



White metal\_302



Dark metal\_308



Silver metal\_313



Bordeaux metal\_304

## EGO Air TOP CHOICE

Model: EGO AIR 8 M3

<b>POWER</b>				
kW 8,1	90,9/91,5%	Ø cm 8	kg 127	cm A x B x C

## EGO Comfort Air TOP CHOICE

Model: EGO COMFORT AIR 10 M3

<b>POWER</b>				
kW 10	90,4/91,5%	Ø cm 8	kg 130	cm 50 x 55 x 104

Conto Termico 2.0

**MATERIALS:**  
 Steel: structure, stainless steel side  
 Metal: painted sides  
 Cast iron: grate, door, front elements, top

	DESCRIPTION/CODE	€	
<b>STRUCTURE</b>			
Air 8 M3	7122038	<b>2.300,00</b>	
Comfort Air 10 M3	7122041	<b>2.550,00</b>	
<b>CLADDING</b>			
White metal_302	6921001	<b>275,00</b>	
Dark metal_308	6921002	<b>275,00</b>	
Silver metal_313	6921003	<b>275,00</b>	
Bordeaux metal_304	6921004	<b>275,00</b>	
<b>ACCESSORIES SUPPLIED AS STANDARD</b>			
	<b>A new control panel "Lift"</b> that integrates the ordinary functionalities with those of the emergency panel	Supplied as standard	-
	<b>Temperature probe</b>	Supplied as standard	-
	<b>Maestro smartphone new app</b>	Free download	-
<b>DEDICATED ACCESSORIES</b>			
	<b>Pellet level sensor</b>	4018005	<b>95,00</b>
	<b>Comfort Air® accessories</b> To build a Comfort Air® ducting system > p. 129		
	<b>Freestanding remote control</b> Remote control with ambient thermostat and humidity sensor for room temperature control, always visible thanks to the e-ink display (optional).	4022002	<b>220,00</b>



# PELLET STOVES > Air/Comfort Air Maestro > EGO



UP!



XUP!

**EGO Air UP!** TOP CHOICE  
**EGO Air XUP!** TOP CHOICE

Model: EGO AIR 8 UP! M3  
 Model: EGO AIR 8 XUP! M3

<b>POWER</b>				
kW 8,1	90,9/91,5%	Ø cm 80/130	kg 130	cm A x B x C

**EGO Comfort Air UP!** TOP CHOICE

Model: EGO COMFORT AIR 10 UP! M3

<b>POWER</b>				
kW 10	90,4/91,5%	Ø cm 8	kg 133	cm A x B x C

A+



 Conto Termico 2.0

**MATERIALS:**  
 Steel: structure, stainless steel side  
 Metal: painted sides  
 Cast iron: grate, door, front elements, top

	DESCRIPTION/CODE	€		
<b>STRUCTURE</b>				
Air 8 UP! M3	7122039	2.450,00		
Air 8 XUP! M3	7122040	2.600,00		
Comfort Air 10 UP! M3	7122042	2.750,00		
<b>CLADDING</b>				
White metal_302	6921001	275,00		
Dark metal_308	6921002	275,00		
Silver metal_313	6921003	275,00		
Bordeaux metal_304	6921004	275,00		
<b>ACCESSORIES SUPPLIED AS STANDARD</b>				
	<b>A new control panel "Lift"</b> that integrates the ordinary functionalities with those of the emergency panel	Supplied as standard	-	
	<b>Temperature probe</b>	Supplied as standard	-	
	<b>Maestro smartphone new app</b>	Free download	-	
<b>DEDICATED ACCESSORIES</b>				
	<b>Pellet level sensor</b>	4018005	95,00	
	<b>Adapter for coaxial flues</b> mm 80/130 x 80/125	Only for XUP! stoves	4019014	50,00
	<b>Comfort Air® accessories</b> To build a Comfort Air® ducting system > p. 129			
	<b>Freestanding remote control</b> Remote control with ambient thermostat and humidity sensor for room temperature control, always visible thanks to the e-ink display (optional).	4022002	220,00	



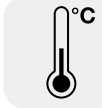






STAR





# PELLET STOVES > Air/Comfort Air Maestro > STAR

	DESCRIPTION/CODE	€
<b>STRUCTURE</b>		
	Air 8 M3	7122043 <b>2.270,00</b>
	Comfort Air 10 M3	7122045 <b>2.455,00</b>
<b>CLADDING</b>		
	White ceramic_102	6921005 <b>575,00</b>
	Black ceramic_107	6921007 <b>575,00</b>
	Warm grey ceramic_113	6921008 <b>575,00</b>
<b>ACCESSORIES SUPPLIED AS STANDARD</b>		
	<b>A new control panel "Lift"</b> that integrates the ordinary functionalities with those of the emergency panel	Supplied as standard -
	<b>Temperature probe</b>	Supplied as standard -
	<b>Maestro smartphone new app</b>	Free download -
<b>DEDICATED ACCESSORIES</b>		
	<b>Pellet level sensor</b>	4018005 <b>95,00</b>
	<b>Comfort Air® accessories</b> To build a Comfort Air® channelling system > p. 129	
	<b>Freestanding remote control</b> Remote control with ambient thermostat and humidity sensor for room temperature control, always visible thanks to the e-ink display (optional).	4022002 <b>220,00</b>

White ceramic\_102







Black ceramic\_107













Warm grey ceramic\_113

## STAR Air TOP CHOICE

Model: STAR AIR 8 M3





<b>POWER</b>				
kW 8,1	90,9/91,5%	Ø cm 8	kg 127	cm A x B x C 50 x 55 x 105























## STAR Comfort Air TOP CHOICE

Model: STAR COMFORT AIR 10 M3

<b>POWER</b>				
kW 10	90,4/91,5%	Ø cm 8	kg 130	cm A x B x C 50 x 55 x 105





 Conto Termico 2.0

**MATERIALS:**  
 Cast iron: brazier, combustion chamber, door, front diffuser  
 Ceramic: sides, top, front panel



# PELLET STOVES > Air/Comfort Air Maestro > STAR



	DESCRIPTION/CODE	€
<b>STRUCTURE</b>		
Air 8 UP! M3	7122044	2.400,00
Comfort Air 10 UP! M3	7122046	2.660,00
<b>CLADDING</b>		
White ceramic_102	6921005	575,00
Black ceramic_107	6921007	575,00
Warm grey ceramic_113	6921008	575,00
<b>ACCESSORIES SUPPLIED AS STANDARD</b>		
<b>A new control panel "Lift"</b> that integrates the ordinary functionalities with those of the emergency panel	Supplied as standard	-
<b>Temperature probe</b>	Supplied as standard	-
<b>Maestro smartphone new app</b>	Free download	-
<b>DEDICATED ACCESSORIES</b>		
<b>Pellet level sensor</b>	4018005	95,00
<b>Comfort Air® accessories</b> To build a Comfort Air® channelling system > p. 129		
<b>Freestanding remote control</b> Remote control with ambient thermostat and humidity sensor for room temperature control, always visible thanks to the e-ink display (optional).	4022002	220,00

## STAR Air UP! TOP CHOICE

Model: STAR AIR 8 UP! M3

<b>POWER</b>				
kW 8,1	90,9/91,5%	Ø cm 8	kg 130	cm A x B x C 50 x 55 x 105

## STAR Comfort Air UP!

Model: STAR COMFORT AIR 10 UP! M3

<b>POWER</b>				
kW 10	90,4/91,5%	Ø cm 8	kg 133	cm A x B x C 50 x 55 x 105

Conto Termico 2.0

**MATERIALS:**  
 Cast iron: brazier, combustion chamber, door, front diffuser  
 Ceramic: sides, top, front panel



MUSA





core



White metal\_302



Dark metal\_308



Silver metal\_313



Bordeaux metal\_304

## MUSA Comfort Air Matic 14 CORE

Model: MUSA COMFORT AIRMATIC 14 M3 CORE

**NEW** **TOP CHOICE**

<b>POWER</b>				
kW 14,1	90,0/93,8%	Ø cm 8	kg 183	cm A x B x C cm 56 x 59 x 116


**A+** Conto Termico 2.0

**MATERIALS:**  
 Stainless steel: structure and brazier  
 Metal: painted sides  
 Cast iron: door, front elements, top, combustion chamber



DESCRIPTION/CODE	€
<b>STRUCTURE</b>	
Comfort Air Matic 14 M3+ Core	7122029 <b>3.500,00</b>
<b>CLADDING</b>	
White metal_302	6921026 <b>395,00</b>
Dark metal_308	6921027 <b>395,00</b>
Silver metal_313	6921028 <b>395,00</b>
Bordeaux metal_304	6921029 <b>395,00</b>
<b>ACCESSORIES SUPPLIED AS STANDARD</b>	
<b>A new control panel "Lift"</b> that integrates the ordinary functionalities with those of the emergency panel	Supplied as standard -
<b>Temperature probe</b>	Supplied as standard -
<b>Maestro smartphone new app</b>	Free download -
<b>DEDICATED ACCESSORIES</b>	
<b>Pellet level sensor</b>	4018005 <b>95,00</b>
<b>Freestanding remote control</b> Remote control with ambient thermostat and humidity sensor for room temperature control, always visible thanks to the e-ink display (optional).	4022002 <b>220,00</b>

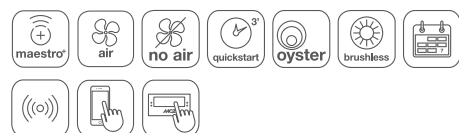
# PELLET STOVES > Air/Comfort Air Maestro > MUSA



## MUSA Air TOP CHOICE

Model: MUSA AIR 10 M3

<b>POWER</b>					cm A x B x C
kW 10	90,4/91,5%	Ø cm 8	kg 165	cm 56 x 59 x 116	



## MUSA Comfort Air 12 TOP CHOICE

Model: MUSA COMFORT AIR 12 M3

<b>POWER</b>					cm A x B x C
kW 11,9	90,8/93,5%	Ø cm 8	kg 180	cm 56 x 59 x 116	



## MUSA Comfort Air 14

Model: MUSA COMFORT AIR 14 M2

<b>POWER</b>					cm A x B x C
kW 13,8	90,5/93,2%	Ø cm 8	kg 183	cm 56 x 59 x 116	



## MUSA Comfort Air Matic 14

Model: MUSA COMFORT AIR MATIC 14 M2

<b>POWER</b>					cm A x B x C
kW 13,9	90,2/92,3%	Ø cm 8	kg 183	cm 56 x 59 x 116	



**MATERIALS:**  
 Steel: structure  
 Metal: painted sides  
 Cast iron: brazier, door, front elements, top, combustion chamber

	DESCRIPTION/CODE	€
<b>STRUCTURE</b>		
Air 10 M3	7122053	<b>2.415,00</b>
Comfort Air 12 M3	7122055	<b>2.840,00</b>
Comfort Air 14 M2+	<b>WHILE STOCKS LAST</b> 7121034	<b>3.050,00</b>
Comfort Air Matic 14 M2+	<b>WHILE STOCKS LAST</b> 7121035	<b>3.410,00</b>
<b>CLADDING</b>		
White metal_302	6921026	<b>395,00</b>
Dark metal_308	6921027	<b>395,00</b>
Silver metal_313	6921028	<b>395,00</b>
Bordeaux metal_304	6921029	<b>395,00</b>
<b>ACCESSORIES SUPPLIED AS STANDARD</b>		
<b>A new control panel "Lift"</b> that integrates the ordinary functionalities with those of the emergency panel	Supplied as standard	-
<b>Temperature probe</b>	Supplied as standard	-
<b>Maestro smartphone new app</b>	Free download	-
<b>DEDICATED ACCESSORIES</b>		
<b>Pellet level sensor</b>	4018005	<b>95,00</b>
<b>Comfort Air® accessories</b> To build a Comfort Air® channelling system > p. 129		
<b>Freestanding remote control</b> Remote control with ambient thermostat and humidity sensor for room temperature control, always visible thanks to the e-ink display (optional).	4022002	<b>220,00</b>

# PELLET STOVES > Air/Comfort Air Maestro > MUSA



## MUSA Air UP!

Model: MUSA AIR 10 UP! M3

<b>POWER</b>					cm A x B x C
kW 10	90,4/91,5%	Ø cm 8	kg 168	cm 56 x 59 x 116	

## MUSA Comfort Air 12 UP!

TOP CHOICE

Model: MUSA COMFORT AIR 12 UP! M3

<b>POWER</b>					cm A x B x C
kW 11,9	90,8/93,5%	Ø cm 8	kg 183	cm 56 x 59 x 116	

## MUSA Comfort Air 14 UP!

Model: MUSA COMFORT AIR 14 UP! M3

<b>POWER</b>					cm A x B x C
kW 13,8	90,5/93,5%	Ø cm 8	kg 186	cm 56 x 59 x 116	

	DESCRIPTION/CODE	€	
<b>STRUCTURE</b>			
Air 10 UP! M3	7122054	2.605,00	
Comfort Air 12 UP! M3	7122056	3.040,00	
Comfort Air 14 UP! M3	7122057	3.240,00	
<b>CLADDING</b>			
White metal_302	6921026	395,00	
Dark metal_308	6921027	395,00	
Silver metal_313	6921028	395,00	
Bordeaux metal_304	6921029	395,00	
<b>ACCESSORIES SUPPLIED AS STANDARD</b>			
	<b>A new control panel "Lift"</b> that integrates the ordinary functionalities with those of the emergency panel	Supplied as standard	-
	<b>Temperature probe</b>	Supplied as standard	-
	<b>Maestro smartphone new app</b>	Free download	-
<b>DEDICATED ACCESSORIES</b>			
	<b>X - UP! FITTING FOR COAXIAL FLUES - Ø mm 80/130</b> Flue fitting for airtight stoves that use the coaxial smoke duct to evacuate the smoke and also to draw in the combustion air.	4021010	180,00
	<b>Adapter for coaxial flues</b> mm 80/130 » 80/125	As an option if you buy the X-UP 4019014 coaxial flue connection	50,00
	<b>Pellet level sensor</b>	4018005	95,00
	<b>Comfort Air® accessories</b> To build a Comfort Air® channelling system > p. 129		
	<b>Freestanding remote control</b> Remote control with ambient thermostat and humidity sensor for room temperature control, always visible thanks to the e-ink display (optional).	4022002	220,00

MATERIALS:  
 Steel: structure  
 Metal: painted sides  
 Cast iron: brazier, door, front elements, top, combustion chamber









# PELLET STOVES > Air/Comfort Air Maestro > CLUB



White ceramic\_102



Matt Black ceramic\_126

## CLUB Air TOP CHOICE

Model: CLUB AIR 10 M3

<b>POWER</b>					cm A x B x C
--------------	--	--	--	--	--------------

kW 10    90,4/91,5%    Ø cm 8    kg 165    cm 56 x 55 x 116

--	--	--	--	--	--	--	--	--

## CLUB Comfort Air 12 TOP CHOICE

Model: CLUB COMFORT AIR 12 M3

<b>POWER</b>					cm A x B x C
--------------	--	--	--	--	--------------

kW 11,9    90,8/93,5%    Ø cm 8    kg 180    cm 56 x 55 x 116

--	--	--	--	--	--	--	--	--

## CLUB Comfort Air 14

Model: CLUB COMFORT AIR 14 M2

<b>POWER</b>					cm A x B x C
--------------	--	--	--	--	--------------

kW 13,8    90,5/93,2%    Ø cm 8    kg 183    cm 56 x 55 x 116

--	--	--	--	--	--	--	--	--

## CLUB Comfort Air Matic 14

Model: CLUB COMFORT AIR MATIC 14 M2

<b>POWER</b>					cm A x B x C
--------------	--	--	--	--	--------------

kW 13,9    90,2/92,3%    Ø cm 8    kg 183    cm 56 x 55 x 116

--	--	--	--	--	--	--	--	--	--

**A+**

**MATERIALS:**  
Cast iron: brazier, combustion chamber, door, front diffuser  
Ceramic: sides, top, front panel

	DESCRIPTION/CODE	€
<b>STRUCTURE</b>		
Air 10 M3	7122049	<b>2.525,00</b>
Comfort Air 12 M3	7122051	<b>2.950,00</b>
Comfort Air 14 M2+	<b>WHILE STOCKS LAST</b> 7121020	<b>3.170,00</b>
Comfort Air Matic 14 M2+	<b>WHILE STOCKS LAST</b> 7121021	<b>3.535,00</b>
<b>CLADDING CLUB</b>		
	White ceramic_102	6921018 <b>645,00</b>
	Matt Black ceramic_126	6921020 <b>645,00</b>
<b>CLADDING CLUB ABSOLUTE</b>		
	126_Matt Black + 308_Dark (1)	See photo on page 35 6922021 <b>330,00</b>
	102_White + 308_Dark (2)	See photo on page 35 6922022 <b>330,00</b>
	126_Matt Black + 302_White (3)	See photo on page 35 6922023 <b>330,00</b>
<b>ACCESSORIES SUPPLIED AS STANDARD</b>		
	<b>A new control panel "Lift"</b> that integrates the ordinary functionalities with those of the emergency panel	Supplied as standard -
	<b>Temperature probe</b>	Supplied as standard -
	<b>Maestro smartphone new app</b>	Free download -
<b>DEDICATED ACCESSORIES</b>		
	<b>Pellet level sensor</b>	4018005 <b>95,00</b>
	<b>Comfort Air® accessories</b> To build a Comfort Air® ducting system > p. 129	-
	<b>Freestanding remote control</b> Remote control with ambient thermostat and humidity sensor for room temperature control, always visible thanks to the e-ink display (optional).	4022002 <b>220,00</b>



# PELLET STOVES > Air/Comfort Air Maestro > CLUB



## CLUB Air UP!

Model: CLUB AIR 10 UP! M3

<b>POWER</b>				
kW 10	90,4/91,5%	Ø cm 8	kg 168	cm 56 x 55 x 116

## CLUB Comfort Air 12 UP!

Model: CLUB COMFORT AIR 12 UP! M3

<b>POWER</b>				
kW 11,9	90,8/93,5%	Ø cm 8	kg 183	cm 56 x 55 x 116



**MATERIALS:**  
 Cast iron: brazier, combustion chamber, door, front diffuser  
 Ceramic: sides, top, front panel

	DESCRIPTION/CODE	€
<b>STRUCTURE</b>		
Air 10 UP! M3	7122050	2.765,00
Comfort Air 12 UP! M3	7122052	3.200,00
<b>CLADDING CLUB</b>		
White ceramic_102	6921018	645,00
Matt Black ceramic_126	6921020	645,00
<b>CLADDING CLUB ABSOLUTE</b>		
126_Matt Black + 308_Dark (1)	See photo on page 35 6922021	330,00
102_White + 308_Dark (2)	See photo on page 35 6922022	330,00
126_Matt Black + 302_White (3)	See photo on page 35 6922023	330,00
<b>ACCESSORIES SUPPLIED AS STANDARD</b>		
<b>A new control panel "Lift"</b> that integrates the ordinary functionalities with those of the emergency panel	Supplied as standard	-
<b>Temperature probe</b>	Supplied as standard	-
<b>Maestro smartphone new app</b>	Free download	-
<b>DEDICATED ACCESSORIES</b>		
<b>X - UP! FITTING FOR COAXIAL FLUES - Ø mm 80/130</b> Flue fitting for airtight stoves that use the coaxial smoke duct to evacuate the smoke and also to draw in the combustion air.	4021006	180,00
<b>Adapter for coaxial flues</b> mm 80/130 » 80/125	As an option if you buy the X-UP 4019014 coaxial flue connection	50,00
<b>Pellet level sensor</b>	4018005	95,00
<b>Comfort Air® accessories</b> To build a Comfort Air® ducting system > p. 129		
<b>Freestanding remote control</b> Remote control with ambient thermostat and humidity sensor for room temperature control, always visible thanks to the e-ink display (optional).	4022002	220,00

# CLUB ABSOLUTE > Metal sides



(1)

126\_Matt Black + 308\_Dark (1)



(2)

102\_White + 308\_Dark (2)



(3)

126\_Matt Black + 302\_White (3)



SUITE







# PELLET STOVES > Air/Comfort Air Maestro > SUITE



Warm Grey ceramic\_113



Bordeaux ceramic\_105

## SUITE Air TOP CHOICE

Model: SUITE AIR 10 M3

POWER					cm A x B x C
-------	--	--	--	--	--------------

kW 10    90,4/91,5%    Ø cm 8    kg 165    cm 56 x 55 x 116



## SUITE Comfort Air 12 TOP CHOICE

Model: SUITE COMFORT AIR 12 M3

POWER					cm A x B x C
-------	--	--	--	--	--------------

kW 11,9    90,8/93,5%    Ø cm 8    kg 180    cm 56 x 55 x 116



## SUITE Comfort Air 14

Model: SUITE COMFORT AIR 14 M2

POWER					cm A x B x C
-------	--	--	--	--	--------------

kW 13,8    90,5/93,2%    Ø cm 8    kg 183    cm 56 x 55 x 116



## SUITE Comfort Air Matic 14

Model: SUITE COMFORT AIR MATIC 14 M2

POWER					cm A x B x C
-------	--	--	--	--	--------------

kW 13,9    90,2/92,3%    Ø cm 8    kg 183    cm 56 x 55 x 116



MATERIALS:  
Cast iron: brazier, combustion chamber, door, front diffuser  
Ceramic: sides, top, front panel

DESCRIPTION/CODE	€
<b>STRUCTURE</b>	
Air 10 M3	7122049 <b>2.525,00</b>
Comfort Air 12 M3	7122051 <b>2.950,00</b>
Comfort Air 14 M2+	<b>WHILE STOCKS LAST</b> 7121020 <b>3.170,00</b>
Comfort Air Matic 14 M2+	<b>WHILE STOCKS LAST</b> 7121021 <b>3.535,00</b>
<b>CLADDING</b>	
Warm Grey ceramic_113	6921017 <b>645,00</b>
Bordeaux ceramic_105	6921015 <b>645,00</b>
<b>ACCESSORIES SUPPLIED AS STANDARD</b>	
<b>A new control panel "Lift"</b> that integrates the ordinary functionalities with those of the emergency panel	Supplied as standard -
<b>Temperature probe</b>	Supplied as standard -
<b>Maestro smartphone new app</b>	Free download -
<b>DEDICATED ACCESSORIES</b>	
<b>Pellet level sensor</b>	4018005 <b>95,00</b>
<b>Comfort Air® accessories</b> To build a Comfort Air® ducting system > p. 129	
<b>Freestanding remote control</b> Remote control with ambient thermostat and humidity sensor for room temperature control, always visible thanks to the e-ink display (optional).	4022002 <b>220,00</b>

# PELLET STOVES > Air/Comfort Air Maestro > SUITE



## SUITE Air UP!

Model: SUITE AIR 10 UP! M3

<b>POWER</b>				
kW 10	90,4/91,5%	Ø cm 8	kg 168	cm A x B x C cm 56 x 55 x 116

--	--	--	--	--	--	--	--

## SUITE Comfort Air 12 UP!

Model: SUITE COMFORT AIR 12 UP! M3

<b>POWER</b>				
kW 11,9	90,8/93,5%	Ø cm 8	kg 183	cm A x B x C cm 56 x 55 x 116

--	--	--	--	--	--	--	--

**A+** Conto Termico 2.0

**MATERIALS:**  
Cast iron: brazier, combustion chamber, door, front diffuser  
Ceramic: sides, top, front panel

	DESCRIPTION/CODE	€
<b>STRUCTURE</b>		
Air 10 UP! M3	7122050	<b>2.765,00</b>
Comfort Air 12 UP! M3	7122052	<b>3.200,00</b>
<b>CLADDING</b>		
Warm Grey ceramic_113	6921017	<b>645,00</b>
Bordeaux ceramic_105	6921015	<b>645,00</b>
<b>ACCESSORIES SUPPLIED AS STANDARD</b>		
<b>A new control panel "Lift"</b> that integrates the ordinary functionalities with those of the emergency panel	Supplied as standard	-
<b>Temperature probe</b>	Supplied as standard	-
<b>Maestro smartphone new app</b>	Free download	-
<b>DEDICATED ACCESSORIES</b>		
<b>X - UP! FITTING FOR COAXIAL FLUES - Ø mm 80/130</b> Flue fitting for airtight stoves that use the coaxial smoke duct to evacuate the smoke and also to draw in the combustion air.	4021006	<b>180,00</b>
<b>Adapter for coaxial flues</b> mm 80/130 x 80/125	As an option if you buy the X-UP coaxial flue connection	4019014 <b>50,00</b>
<b>Pellet level sensor</b>	4018005	<b>95,00</b>
<b>Comfort Air® accessories</b> To build a Comfort Air® ducting system > p. 129		
<b>Freestanding remote control</b> Remote control with ambient thermostat and humidity sensor for room temperature control, always visible thanks to the e-ink display (optional).	4022002	<b>220,00</b>

# PELLET STOVES > Air/Comfort Air Maestro > DECÒ



## DECÒ

Model: DECÒ AIR 8 M1

<b>POWER</b>				
kW 8	92,7/94,3%	Ø cm 8/10	kg 200	cm 75 x 56 x 81

--	--	--	--	--	--	--

**A+** Conto Termico 2.0

**MATERIALS:**  
 Steel: structure  
 Cast iron: cladding, brazier, combustion chamber, door

VERSIONS		DESCRIPTION/CODE	€
	Air 8 M1+	7122005	<b>3.650,00</b>
<b>ACCESSORIES SUPPLIED AS STANDARD</b>			
	<b>A new control panel "Lift"</b> that integrates the ordinary functionalities with those of the emergency panel	Supplied as standard	-
	<b>Temperature probe</b>	Supplied as standard	-
	<b>Maestro smartphone new app</b>	Free download	-
<b>DEDICATED ACCESSORIES</b>			
	<b>Pellet level sensor</b>	4018005	<b>95,00</b>
	<b>Rear smoke outlet kit Ø 8 cm</b>	Smoke 4019015	<b>70,00</b>
	<b>Freestanding remote control</b> Remote control with ambient thermostat and humidity sensor for room temperature control, always visible thanks to the e-ink display (optional).	4022002	<b>220,00</b>
	<b>Pipes and accessories for connection</b> Ø 10 cm	Straight pellet pipe L 25 cm 40A11005 Straight pellet pipe L 50 cm 40A11006 Straight pellet pipe L 100 cm 40A11007 90° bend 40A11003 "T"joint 40A11004 45° bend 40A12018 90° bend that is easy to inspect 40A12019 Pipe clamp 40A12020 Rose 40A12021 Silicone gasket - Pack of 5 pieces 40A12022 Joint F/F - Ø 10/10 cm 4013009 Joint F/F - Ø 8/8 cm 4013010	<b>35,00</b> <b>40,00</b> <b>50,00</b> <b>65,00</b> <b>75,00</b> <b>50,00</b> <b>70,00</b> <b>30,00</b> <b>20,00</b> <b>20,00</b> <b>40,00</b> <b>35,00</b>

# PELLET STOVES > Air/Comfort Air Maestro > CUTE



## CUTE

Model: CUTE AIR 8 M1

<b>POWER</b>				
kW 8	92,7/94,3%	Ø cm 8/10	kg 145	cm A x B x C

maestro	quick start	oyster	brush less		

**A+** Conto Termico 2.0

**MATERIALS:**  
 Steel: structure - Metal: painted metal cladding  
 Cast iron: brazier, door - Alutec®: firebox

VERSIONS		DESCRIPTION/CODE	€
	Air 8 M1+	7122002	3.070,00
<b>ACCESSORIES SUPPLIED AS STANDARD</b>			
	<b>A new control panel "Lift"</b> that integrates the ordinary functionalities with those of the emergency panel	Supplied as standard	-
	<b>Temperature probe</b>	Supplied as standard	-
	<b>Maestro smartphone new app</b>	Free download	-
<b>DEDICATED ACCESSORIES</b>			
	<b>Pellet level sensor</b>	4018005	95,00
	<b>Part of the top - Cute/Thema</b> In the case of installation with a rear smoke outlet	4019010	50,00
	<b>Freestanding remote control</b> Remote control with ambient thermostat and humidity sensor for room temperature control, always visible thanks to the e-ink display (optional).	4022002	220,00
	<b>Pipes and accessories for connection</b> Ø 10 cm	Straight pellet pipe L 25 cm 40A11005 Straight pellet pipe L 50 cm 40A11006 Straight pellet pipe L 100 cm 40A11007 90° bend 40A11003 *T*joint 40A11004 45° bend 40A12018 90° bend that is easy to inspect 40A12019 Pipe clamp 40A12020 Rose 40A12021 Silicone gasket - Pack of 5 pieces 40A12022 Joint F/F - Ø 10/10 cm 4013009 Joint F/F - Ø 8/8 cm 4013010	35,00 40,00 50,00 65,00 75,00 50,00 70,00 30,00 20,00 20,00 40,00 35,00



# PELLET STOVES > Air/Comfort Air Maestro > RAY



**RAY** TOP CHOICE  
Model: RAY COMFORT AIR 8 M2

<b>POWER</b>					cm A x B x C
kW 7,8	90,2/91%	Ø cm 8	kg 155	cm 88,2 x 28,6 x 114	

**RAY UP!** TOP CHOICE  
Model: RAY COMFORT AIR 8 UP! M2

<b>POWER</b>					cm A x B x C
kW 7,8	90,2/91%	Ø cm 8	kg 155	cm 88,2 x 28,6 x 114	

**RAY XUP!**  
Model: RAY COMFORT AIR 8 XUP! M2

<b>POWER</b>					cm A x B x C
kW 7,8	90,2/91%	Ø cm 80/130	kg 155	cm 88,2 x 28,6 x 114	

**A+** Conto Termico 2.0

**MATERIALS:**  
Steel: structure, front cladding  
Cast iron: brazier, combustion chamber, door  
Serpentine: front cladding  
Ceramic: front cladding

	DESCRIPTION/CODE	€
<b>STRUCTURE</b>		
Comfort Air 8 REAR M2	7122064	<b>2.850,00</b>
Comfort Air 8 UP! M2	7122065	<b>2.935,00</b>
Comfort Air 8 XUP! M2	7122066	<b>3.070,00</b>
<b>CERAMIC OR STONE CLADDINGS</b>		
White ceramic_102	6918009	<b>470,00</b>
Bordeaux ceramic_105 (Photo)	6918010	<b>470,00</b>
Black ceramic_107	6918011	<b>470,00</b>
Serpentino_240	6918012	<b>490,00</b>
<b>METAL CLADDINGS</b>		
Dark metal_308	6920031	<b>340,00</b>
White metal_302	6920032	<b>340,00</b>
Bordeaux metal_304 (as in photo)	6920033	<b>340,00</b>
<b>ACCESSORIES SUPPLIED AS STANDARD</b>		
<b>A new control panel "Lift"</b> that integrates the ordinary functionalities with those of the emergency panel	Supplied as standard	-
<b>Temperature probe</b>	Supplied as standard	-
<b>Maestro smartphone new app</b>	Free download	-
<b>DEDICATED ACCESSORIES</b>		
<b>Comfort Air® accessories</b> To build a Comfort Air® ducting system > p. 129		
<b>Pellet level sensor</b>	4018005	<b>95,00</b>
<b>Adapter for coaxial flues</b> mm 80/130 » 80/125	Only for the X-UP version 4019014	<b>50,00</b>
<b>Freestanding remote control</b> Remote control with ambient thermostat and humidity sensor for room temperature control, always visible thanks to the e-ink display (optional).	4022002	<b>220,00</b>



White ceramic\_102



Bordeaux ceramic\_105



Black ceramic\_107



Serpentino\_240



Dark metal\_308



White metal\_302



Bordeaux metal\_304



# PELLET STOVES > Air/Comfort Air Maestro > STREAM



Serpentino\_240

## STREAM TOP CHOICE

Model: STREAM COMFORT AIR 12 M2

<b>POWER</b>					cm A x B x C
kW 11,9	90,8/93,5%	Ø cm 8	kg 180/235	cm 91 x 39 x 113	

## STREAM UP! TOP CHOICE

Model: STREAM COMFORT AIR 12 UP! M2

<b>POWER</b>					cm A x B x C
kW 11,9	90,8/93,5%	Ø cm 8	kg 180/235	cm 91 x 39 x 113	

**MATERIALS:**  
 Steel: structure, front cladding  
 Glass: door  
 Cast iron: brazier, combustion chamber  
 Serpentine: front cladding

	DESCRIPTION/CODE	€
<b>STRUCTURE</b>		
Comfort Air 12 M2	7122058	<b>3.385,00</b>
Comfort Air 12 UP! M2	7122059	<b>3.500,00</b>
<b>CLADDINGS</b>		
Dark metal_308	6920058	<b>245,00</b>
White metal_302 (as in photo)	6920056	<b>245,00</b>
Bordeaux metal_304	6920057	<b>245,00</b>
Serpentino_240	6920059	<b>590,00</b>
<b>ACCESSORIES SUPPLIED AS STANDARD</b>		
<b>A new control panel "Lift"</b> that integrates the ordinary functionalities with those of the emergency panel	Supplied as standard	-
<b>Temperature probe</b>	Supplied as standard	-
<b>Maestro smartphone new app</b>	Free download	-
<b>DEDICATED ACCESSORIES</b>		
<b>Comfort Air® accessories</b> To build a Comfort Air® channelling system > p. 129		
<b>Pellet level sensor</b>	4018005	<b>95,00</b>
<b>Freestanding remote control</b> Remote control with ambient thermostat and humidity sensor for room temperature control, always visible thanks to the e-ink display (optional).	4022002	<b>220,00</b>





Dark metal\_308



White metal\_302



Bordeaux metal\_304



STREAM





Air flows adjustable as needed.



# PELLET STOVES > Air/Comfort Air Maestro > PHILO



Black metal\_303



Bronze metal\_305



White metal\_302



Aluminium metal\_315



Bordeaux metal\_304

## PHILO

Model: PHILO COMFORT AIR 14 M2

<b>POWER</b>				
kW 13,8	90,5/93,5%	Ø cm 8	kg 200	cm A x B x C 99,9 x 39,6 x 119

## PHILO UP!

Model: PHILO COMFORT AIR 14 UP!M2

<b>POWER</b>				
kW 13,8	90,5/93,5%	Ø cm 8	kg 200	cm A x B x C 99,9 x 39,6 x 119

**MATERIALS:**  
 Steel: structure  
 Cast iron: top, brazier, combustion chamber  
 Metal: cladding,  
 Aluminum: hot air diffuser under the top

	DESCRIPTION/CODE	€
<b>STRUCTURE</b>		
Comfort Air 14 M2	7122060	<b>3.800,00</b>
Comfort Air 14 UP! M2	7122061	<b>3.910,00</b>
<b>CLADDING</b>		
Black metal_303	6922002	<b>370,00</b>
Bronze metal_305	6922005	<b>370,00</b>
White metal_302	6922001	<b>370,00</b>
Aluminium metal_315	6922003	<b>370,00</b>
Bordeaux metal_304	6922004	<b>370,00</b>
<b>ACCESSORIES SUPPLIED AS STANDARD</b>		
<b>A new control panel "Lift"</b> that integrates the ordinary functionalities with those of the emergency panel	Supplied as standard	-
<b>Temperature probe</b>	Supplied as standard	-
<b>Maestro smartphone new app</b>	Free download	-
<b>DEDICATED ACCESSORIES</b>		
<b>Pellet level sensor</b>	4018005	<b>95,00</b>
<b>Comfort Air® accessories</b> To build a Comfort Air® ducting system > p. 129		
<b>Freestanding remote control</b> Remote control with ambient thermostat and humidity sensor for room temperature control, always visible thanks to the e-ink display (optional).	4022002	<b>220,00</b>





# PELLET STOVES > Air/Comfort Air Maestro > DOC



Black metal\_303



Aluminium metal\_315

## DOC

Model: DOC COMFORT AIR 9 M2

<b>POWER</b>					cm A x B x C
kW 8,8	90,9/89,8%	Ø cm 8	kg 148	cm 86 x 30 x 114	

## DOC UP!

Model: DOC COMFORT AIR 9 UP! M2

<b>POWER</b>					cm A x B x C
kW 8,8	90,9/89,8%	Ø cm 8	kg 148	cm 86 x 30 x 114	

**MATERIALS:**  
 Steel: structure  
 Cast iron: top, brazier, combustion chamber  
 Metal: cladding

	DESCRIPTION/CODE	€
<b>STRUCTURE</b>		
Comfort Air 9 M2	7122069	<b>3.105,00</b>
Comfort Air 9 UP! M2	7122070	<b>3.185,00</b>
<b>TOP</b>		
Black metal_303	6917015	<b>170,00</b>
Aluminium metal_315	6917016	<b>170,00</b>
<b>ACCESSORIES SUPPLIED AS STANDARD</b>		
<b>A new control panel "Lift"</b> that integrates the ordinary functionalities with those of the emergency panel	Supplied as standard	-
<b>Temperature probe</b>	Supplied as standard	-
<b>Maestro smartphone new app</b>	Free download	-
<b>DEDICATED ACCESSORIES</b>		
<b>Pellet level sensor</b>	4018005	<b>95,00</b>
<b>Comfort Air® accessories</b> To build a Comfort Air® ducting system > p. 129		
<b>Freestanding remote control</b> Remote control with ambient thermostat and humidity sensor for room temperature control, always visible thanks to the e-ink display (optional).	4022002	<b>220,00</b>



# PELLET STOVES > Air/Comfort Air Maestro > HALO

		DESCRIPTION/CODE	€
<b>STRUCTURE</b>			
Air 8 M2		7122076	<b>2.870,00</b>
<b>CLADDING</b>			
	Black metal_303	6916015	<b>225,00</b>
	Silver metal_313	6916016	<b>225,00</b>
	Aluminium metal_315	6916017	<b>225,00</b>
	Bordeaux metal_304	6916018	<b>225,00</b>
<b>ACCESSORIES SUPPLIED AS STANDARD</b>			
	<b>A new control panel "Lift"</b> that integrates the ordinary functionalities with those of the emergency panel	Supplied as standard	-
	<b>Temperature probe</b>	Supplied as standard	-
	<b>Maestro smartphone new app</b>	Free download	-
<b>DEDICATED ACCESSORIES</b>			
	<b>Pellet level sensor</b>	4018005	<b>95,00</b>
	<b>Freestanding remote control</b> Remote control with ambient thermostat and humidity sensor for room temperature control, always visible thanks to the e-ink display (optional).	4022002	<b>220,00</b>



Black metal\_303



Silver metal\_313



Aluminium metal\_315







Bordeaux metal\_304



**HALO** **TOP CHOICE**

Model: HALO AIR 8 M2

<b>POWER</b>				
kW 8,1	90,9/91,5%	Ø cm 8	kg 130	cm A x B x C

									
---	---	---	---	---	---	---	---	---	---

**A+**    Conto Termico 2.0

**MATERIALS:**  
Steel: structure  
Cast iron: brazier, combustion chamber

# PELLET STOVES > Air/Comfort Air Maestro > HALO



**HALO UP!** TOP CHOICE NEW

Model: HALO AIR 8 UP! M2

<b>POWER</b>				
kW 8,1	90,9/91,5%	Ø cm 8	kg 130	cm A x B x C

maestro no air xl quick start oyster brush less

**A+** Conto Termico 2.0

**MATERIALS:**  
Steel: structure  
Cast iron: brazier, combustion chamber

	DESCRIPTION/CODE	€	
<b>STRUCTURE</b>			
Air 8 UP! M2	7122022	<b>3.145,00</b>	
<b>CLADDING</b>			
Black metal_303	6916015	<b>225,00</b>	
Silver metal_313	6916016	<b>225,00</b>	
Aluminium metal_315	6916017	<b>225,00</b>	
Bordeaux metal_304	6916018	<b>225,00</b>	
<b>ACCESSORIES SUPPLIED AS STANDARD</b>			
	<b>A new control panel "Lift"</b> that integrates the ordinary functionalities with those of the emergency panel	Supplied as standard	-
	<b>Temperature probe</b>	Supplied as standard	-
	<b>Maestro smartphone new app</b>	Free download	-
<b>DEDICATED ACCESSORIES</b>			
	<b>Pellet level sensor</b>	4018005	<b>95,00</b>
	<b>X - UP! FITTING FOR COAXIAL FLUES - Ø mm 80/130</b> Flue fitting for airtight stoves that use the coaxial smoke duct to evacuate the smoke and also to draw in the combustion air.	4021011	<b>180,00</b>
	<b>Freestanding remote control</b> Remote control with ambient thermostat and humidity sensor for room temperature control, always visible thanks to the e-ink display (optional).	4022002	<b>220,00</b>

LOOP



# PELLET STOVES > Air/Comfort Air Maestro > LOOP



## LOOP

Model: LOOP AIR 8 M2

<b>POWER</b>				
kW 8	90,4/92%	Ø cm 8	kg 170	cm A x B x C

cm 54 x 55 x 107

Conto Termico 2.0

**MATERIALS:**  
 Steel: structure  
 Metal: painted sides  
 Cast iron: brazier, door, front elements, top, combustion chamber

		DESCRIPTION/CODE	€
<b>VERSIONS</b>			
	Black metal_303	Air Black 8 M2 7122094	<b>2.850,00</b>
<b>ACCESSORIES SUPPLIED AS STANDARD</b>			
	<b>A new control panel "Lift"</b> that integrates the ordinary functionalities with those of the emergency panel	Supplied as standard	-
	<b>Temperature probe</b>	Supplied as standard	-
	<b>Maestro smartphone new app</b>	Free download	-
<b>DEDICATED ACCESSORIES</b>			
	<b>Black "ECO" ash pan</b> Optional.	4017019	<b>40,00</b>
	<b>Pellet level sensor</b>	4018005	<b>95,00</b>
	<b>Freestanding remote control</b> Remote control with ambient thermostat and humidity sensor for room temperature control, always visible thanks to the e-ink display (optional).	4022002	<b>220,00</b>



MOOD



# PELLET STOVES > Air/Comfort Air Maestro > MOOD



Black metal\_303



Bronze metal\_305

## MOOD NEW

Model: MOOD COMFORT AIR 8 M2

<b>POWER</b>				
kW 8,1	90,9/91,5%	Ø cm 8	kg 132	cm A x B x C


**A+** Conto Termico 2.0

**MATERIALS:**  
 Steel: structure  
 Glass: door  
 Aluminium: top  
 Cast iron: brazier, combustion chamber

### VERSIONS

Color	Version	Description/Code	Price (€)
	Black metal_303	Comfort Air Black 8 M2 7122024	3.695,00
	Bronze metal_305	Comfort Air Bronze 8 M2 7122026	3.695,00

### ACCESSORIES SUPPLIED AS STANDARD

	<b>A new control panel "Lift"</b> that integrates the ordinary functionalities with those of the emergency panel	Supplied as standard	-
--	---	----------------------	---

	<b>Temperature probe</b>	Supplied as standard	-
--	--------------------------	----------------------	---

	<b>Maestro smartphone new app</b>	Free download	-
--	-----------------------------------	---------------	---

### DEDICATED ACCESSORIES

	<b>Comfort Air® accessories</b> To build a Comfort Air® channelling system > p. 129		
--	--	--	--

	<b>Black "LOW" ash pan</b> Optional.	4017018	60,00
--	---	---------	-------

	<b>Pellet level sensor</b>	4018005	95,00
--	----------------------------	---------	-------

	<b>Freestanding remote control</b> Remote control with ambient thermostat and humidity sensor for room temperature control, always visible thanks to the e-ink display (optional).	4022002	220,00
--	---	---------	--------

# PELLET STOVES > Air/Comfort Air Maestro > CURVE

		DESCRIPTION/CODE	€
<b>STRUCTURE</b>			
Comfort Air 8 M2		7122023	<b>3.285,00</b>
<b>CLADDING</b>			
	Black ceramic_107	6916001	<b>895,00</b>
	Warm grey ceramic_113	6916002	<b>895,00</b>
	Bordeaux ceramic_105	6916003	<b>895,00</b>
	White ceramic_102	6916019	<b>895,00</b>
<b>ACCESSORIES SUPPLIED AS STANDARD</b>			
	<b>A new control panel "Lift"</b> that integrates the ordinary functionalities with those of the emergency panel	Supplied as standard	-
	<b>Temperature probe</b>	Supplied as standard	-
	<b>Maestro smartphone new app</b>	Free download	-
<b>DEDICATED ACCESSORIES</b>			
	<b>Comfort Air® accessories</b> To build a Comfort Air® channelling system > p. 129		
	<b>Black "LOW" ash pan</b> Optional.	4017018	<b>60,00</b>
	<b>Pellet level sensor</b>	4018005	<b>95,00</b>
	<b>Freestanding remote control</b> Remote control with ambient thermostat and humidity sensor for room temperature control, always visible thanks to the e-ink display (optional).	4022002	<b>220,00</b>

Black ceramic\_107





Warm grey ceramic\_113











Bordeaux ceramic\_105

White ceramic\_102

## CURVE **NEW**

Model: CURVE COMFORT AIR 8 M2

<b>POWER</b>				
kW 8,1	90,9/91,5%	Ø cm 8	kg 170	cm A x B x C





 Conto Termico 2.0

**MATERIALS:**  
 Glass: front door  
 Cast iron: brazier, combustion chamber  
 Ceramic: cladding

# CURVE





# PELLET STOVES > Air/Comfort Air Maestro > FLOW

		DESCRIPTION/CODE	€																
 																			
<p>Plain White Ceramic_102      Plain Black Ceramic_107</p>																			
 																			
<p>Line White Ceramic_102      Line Bordeaux Ceramic_105</p>																			
<h2>FLOW Comfort Air 10 <span style="color:red">NEW</span></h2> <p>Model: FLOW COMFORT AIR 10 M2</p>																			
<table border="0"> <tr> <td><b>POWER</b></td> <td></td> <td></td> <td></td> <td></td> </tr> <tr> <td>kW 10</td> <td>90,4/91,5%</td> <td>Ø cm 8</td> <td>kg 130</td> <td>cm A x B x C</td> </tr> </table>		<b>POWER</b>					kW 10	90,4/91,5%	Ø cm 8	kg 130	cm A x B x C								
<b>POWER</b>																			
kW 10	90,4/91,5%	Ø cm 8	kg 130	cm A x B x C															
<table border="0"> <tr> <td></td> <td></td> <td></td> <td></td> <td></td> <td></td> <td></td> <td></td> </tr> <tr> <td></td> <td></td> <td colspan="6"></td> </tr> </table>																			
<p><b>A+</b>    Conto Termico 2.0</p>																			
<p><b>MATERIALS:</b>                  Steel: structure, top                  Ceramic: sides                  Cast iron: brazier, combustion chamber                  Aluminium: cladding</p>																			
<b>STRUCTURE</b>																			
Comfort Air 10 M2		7122027	<b>3.545,00</b>																
<b>CLADDINGS</b>																			
Plain White Ceramic_102		6920017	<b>355,00</b>																
Plain Black Ceramic_107		6920018	<b>355,00</b>																
Line White Ceramic_102		6920019	<b>430,00</b>																
Line Bordeaux Ceramic_105		6920020	<b>430,00</b>																
<b>ACCESSORIES SUPPLIED AS STANDARD</b>																			
 <p><b>A new control panel "Lift"</b> that integrates the ordinary functionalities with those of the emergency panel</p>		Supplied as standard	-																
 <p><b>Temperature probe</b></p>		Supplied as standard	-																
 <p><b>Maestro smartphone new app</b></p>		Free download	-																
<b>TEMPERATURE PROBES</b>																			
 <p><b>Temperature probe featured as standard on the machine</b></p>		Supplied as standard	-																
<b>DEDICATED ACCESSORIES</b>																			
 <p><b>Comfort Air® accessories</b> To build a Comfort Air® channelling system &gt; p. 129</p>																			
 <p><b>Pellet level sensor</b></p>		4018005	<b>95,00</b>																
 <p><b>Freestanding remote control</b> Remote control with ambient thermostat and humidity sensor for room temperature control, always visible thanks to the e-ink display (optional).</p>		4022002	<b>220,00</b>																



**FLOW**



PELLET STOVES > Air/Comfort Air Maestro > STOVES WITH SMOKE OUTLET REAR, UP!, XUP!

<p><b>Ego · Ego UP! · Ego XUP! / p. 18</b></p>  <p>REAR UP! XUP!</p>	<p><b>Star · Star UP! / p. 22</b></p>  <p>REAR UP!</p>	<p><b>Musa · Musa UP! / p. 26</b></p>  <p>REAR UP!</p>
<p><b>Club · Club UP! / p. 30</b></p>  <p>REAR UP!</p>	<p><b>Suite · Suite UP! / p. 36</b></p>  <p>REAR UP!</p>	<p><b>Decò / p. 40</b></p>  <p>REAR UP!</p>
<p><b>Cute / p. 41</b></p>  <p>REAR UP!</p>	<p><b>Doc · Doc UP! / p. 48</b></p>  <p>REAR UP!</p>	<p><b>Philo · Philo UP! / p. 46</b></p>  <p>REAR UP!</p>
<p><b>Ray · Ray UP! · Ray XUP! / p. 42</b></p>  <p>REAR UP! XUP!</p>	<p><b>Stream · Stream UP! / p. 44</b></p>  <p>REAR UP!</p>	<p><b>Halo · Halo UP! / p. 50</b></p>  <p>REAR UP!</p>

# PELLET STOVES\_Air/Comfort Air Easy

- 68 ALEA > Air
- 62 GHEA > Air
- 72 HERA > Air
- 64 MIDA > Air
- 70 RAAM > Comfort Air
- 66 TEIA > Comfort Air



# PELLET STOVES > Air/Comfort Air Easy > GHEA

DESCRIPTION/CODE

€



White metal\_302



Dark metal\_308



Silver metal\_313



Bordeaux metal\_304



### STRUCTURE

GHEA Air 6 S1	7122014	1.800,00
GHEA Air 6 XUP! S1	7122013	2.210,00

### CLADDING

White metal_302	6922008	110,00
Dark metal_308	6922006	110,00
Silver metal_313	6922007	110,00
Bordeaux metal_304	6922009	110,00

### ACCESSORIES SUPPLIED AS STANDARD

<b>Temperature probe</b>	Supplied as standard	-
--------------------------	----------------------	---

### DEDICATED ACCESSORIES

<b>Remote control</b> Optional.	4015012	50,00
<b>Kit Wi-Fi Easy Connect</b> For remote connection via the app. To be installed on the back of the stove, self-powered. Compatible with a 2.4 GHz frequency Wi-Fi router.	4020003	75,00
<b>Adapter for coaxial flues</b> mm 80/130 » 80/125	Only for the X-UP version 4019014	50,00

## GHEA Air TOP CHOICE

Model: GHEA AIR 6 S1

<b>POWER</b>				
kW 6,3	91/96,9%	Ø cm 8	kg 100	cm A x B x C 46 x 48 x 97
air	no air			kit wi-fi

## GHEA Air UP/XUP! TOP CHOICE

Model: GHEA AIR 6 XUP! S1

<b>POWER</b>				
kW 6,3	91/96,9%	Ø cm 80/130	kg 103	cm A x B x C 46 x 48 x 97
air	no air			kit wi-fi

easy connect

**A+** Conto Termico 2.0

MATERIALS:  
Steel: structure  
Metal: painted sides, front elements  
Cast iron: brazier, combustion chamber, top, door



MIDA





# PELLET STOVES > Air/Comfort Air Easy > MIDA



White metal\_302



Dark metal\_308



Silver metal\_313



Bordeaux metal\_304

## MIDA Air TOP CHOICE

Model: MIDA AIR 8 S1

<b>POWER</b>				
kW 8,3	91/96,9%	Ø cm 8	kg 102	cm A x B x C

## MIDA Air UP/XUP!

Model: MIDA AIR 8 XUP! S1

<b>POWER</b>				
kW 8,3	91/96,9%	Ø cm 80/130	kg 105	cm A x B x C

easy connect

**MATERIALS:**  
 Steel: structure  
 Metal: painted sides, front elements  
 Cast iron: brazier, combustion chamber, top, door

	DESCRIPTION/CODE	€
<b>STRUCTURE</b>		
MIDA Air 8 S1	7122016	1.900,00
MIDA Air 8 XUP! S1	7122015	2.300,00
<b>CLADDING</b>		
White metal_302	6922012	115,00
Dark metal_308	6922010	115,00
Silver metal_313	6922011	115,00
Bordeaux metal_304	6922013	115,00
<b>ACCESSORIES SUPPLIED AS STANDARD</b>		
<b>Temperature probe</b>	Supplied as standard	-
<b>DEDICATED ACCESSORIES</b>		
<b>Remote control</b> Optional.	4015012	50,00
<b>Kit Wi-Fi Easy Connect</b> For remote connection via the app. To be installed on the back of the stove, self-powered. Compatible with a 2.4 GHz frequency Wi-Fi router.	4020003	75,00
<b>Adapter for coaxial flues</b> mm 80/130 » 80/125	Only for the X-UP version 4019014	50,00



# PELLET STOVES > Air/Comfort Air Easy > TEIA



Dark metal\_308



White metal\_302



Bordeaux metal\_304

## TEIA Comfort Air TOP CHOICE

Model: TEIA COMFORT AIR 10 S2

<b>POWER</b>				
kW 10	90,4/91,5%	Ø cm 8	kg 132	cm A x B x C 48 x 53,3 x 113

## TEIA Comfort Air UP!

Model: TEIA COMFORT AIR 10 UP! S2

<b>POWER</b>				
kW 10	90,4/91,5%	Ø cm 8	kg 135	cm A x B x C 48 x 53,3 x 113

easy connect

**MATERIALS:**  
 Steel: structure  
 Metal: painted sides  
 Cast iron: brazier, door, front elements, top, combustion chamber

		DESCRIPTION/CODE	€
<b>STRUCTURE</b>			
	TEIA Comfort Air 10 S2	7122062	2.250,00
	TEIA Comfort Air 10 UP! S2	7122063	2.500,00
<b>CLADDING</b>			
	Dark metal_308	Ductable 6922014	200,00
	White metal_302	Ductable 6922015	200,00
	Bordeaux metal_304	Ductable 6922016	200,00
<b>ACCESSORIES SUPPLIED AS STANDARD</b>			
	<b>Temperature probe</b>	Supplied as standard	-
<b>DEDICATED ACCESSORIES</b>			
	<b>Remote control</b> Optional.	4015012	50,00
	<b>Kit Wi-Fi Easy Connect</b> For remote connection via the app. To be installed on the back of the stove, self-powered. Compatible with a 2.4 GHz frequency Wi-Fi router.	4020003	75,00
	<b>Black "LOW" ash pan</b> Optional.	4017018	60,00
	<b>Comfort Air® accessories</b> To build a Comfort Air® channelling system > p. 129		



ALEA



# PELLET STOVES > Air/Comfort Air Easy > ALEA

PELLET STOVES\_Air/C. Air Easy

	DESCRIPTION/CODE	€		
<b>STRUCTURE</b>				
	ALEA Air 7 S1	7121060	1.940,00	
	ALEA Air 7 S1 XUP!	7121059	2.300,00	
<b>CLADDINGS</b>				
	Dark metal_308	6921042	165,00	
	White metal_302	6921040	165,00	
	Bordeaux metal_304	6921043	165,00	
	Silver metal_313	6921041	165,00	
<b>ACCESSORIES SUPPLIED AS STANDARD</b>				
	<b>Temperature probe</b> Supplied as standard		-	
<b>DEDICATED ACCESSORIES</b>				
	<b>Remote control</b> Optional.	4015012	50,00	
	<b>Kit Wi-Fi Easy Connect</b> For remote connection via the app. To be installed on the back of the stove, self-powered. Compatible with a 2.4 GHz frequency Wi-Fi router.	4020003	75,00	
<b>PIPES REQUIRED FOR INSTALLATION</b>				
	<b>90° Curve</b> Painted curve with silicone gasket for installation with rear smoke outlet.	Ø cm 8	4022008	35,00

Dark metal\_308

White metal\_302













Bordeaux metal\_304

Silver metal\_313











## ALEA Air TOP CHOICE

Model: ALEA AIR 7 S1

				
kW 7,0	89,5/93%	Ø cm 8	kg 60	cm A x B x C 70,3 x 27,5 x 94
				
no air	oyster			kit wi-fi

## ALEA Air UP/XUP!

Model: ALEA AIR 7 S1 XUP!

				
kW 7,0	89,5/93%	Ø cm 80/130	kg 65	cm A x B x C 70,3 x 27,5 x 94
				
no air	oyster			kit wi-fi

easy connect

			
---	---	---	---

**MATERIALS:**  
Steel: structure, front cladding  
Cast iron: brazier, combustion chamber, door



# PELLET STOVES > Air/Comfort Air Easy > RAAM

## RAAM

Model: RAAM COMFORT AIR 8 S2

<b>POWER</b>				
kW 7,8	90,2/91%	Ø cm 8	kg 148	cm 88,8 x 28,2 x 113

--	--	--	--	--	--

## RAAM UP!

Model: RAAM COMFORT AIR 8 UP! S1

<b>POWER</b>				
kW 7,8	90,2/91%	Ø cm 8	kg 148	cm 88,8 x 28,2 x 113

--	--	--	--	--	--

easy connect

				Conto Termico 2.0
--	--	--	--	-------------------

**MATERIALS:**  
 Steel: structure, front cladding  
 Cast iron: brazier, combustion chamber, door

### STRUCTURE

DESCRIPTION/CODE	€
Comfort Air 8 S2	7122067 <b>2.700,00</b>
Comfort Air 8 UP! S2	7122097 <b>2.780,00</b>

### CLADDINGS

White metal_302	6918005 <b>305,00</b>
Dark metal_308	6918006 <b>305,00</b>
Silver metal_313	6918007 <b>305,00</b>
Bordeaux metal_304	6918008 <b>305,00</b>

### ACCESSORIES SUPPLIED AS STANDARD

<b>Temperature probe</b>	Supplied as standard	-
--------------------------	----------------------	---

### DEDICATED ACCESSORIES

<b>Remote control</b> Optional.	4015012	<b>50,00</b>
<b>Kit Wi-Fi Easy Connect</b> For remote connection via the app. To be installed on the back of the stove, self-powered. Compatible with a 2.4 GHz frequency Wi-Fi router.	4020003	<b>75,00</b>

<b>Comfort Air® accessories</b> To build a Comfort Air® channelling system > p. 129		
--	--	--

# RAAM



White metal\_302



Dark metal\_308



Silver metal\_313



Bordeaux metal\_304



# PELLET STOVES > Air/Comfort Air Easy > HERA



Dark metal\_308



White metal\_302



Bronze metal\_305



Silver metal\_313

## HERA Air UP/XUP!

TOP CHOICE

Model: HERA AIR 7 XUP! S1

<b>POWER</b>				
kW 7,0	89/93%	Ø cm 80/130	kg 105	cm A x B x C

no air   oyster   kit wi-fi

easy connect

Conto Termico 2.0

**MATERIALS:**  
 Steel: structure, painted sides, front elements  
 Cast iron: combustion chamber, top

		DESCRIPTION/CODE	€
<b>STRUCTURE</b>			
HERA AIR 7 XUP! S1	<b>WHILE STOCKS LAST</b>	7121025	<b>2.335,00</b>
<b>CLADDING</b>			
	Dark metal_308	6921013	<b>135,00</b>
	White metal_302	6921011	<b>150,00</b>
	Bronze metal_305	6921010	<b>155,00</b>
	Silver metal_313	6921012	<b>150,00</b>
<b>ACCESSORIES SUPPLIED AS STANDARD</b>			
	<b>Temperature probe</b>	Supplied as standard	-
<b>DEDICATED ACCESSORIES</b>			
	<b>Remote control</b> Optional.	4015012	<b>50,00</b>
	<b>Kit Wi-Fi Easy Connect</b> For remote connection via the app. To be installed on the back of the stove, self-powered. Compatible with a 2.4 GHz frequency Wi-Fi router.	4020003	<b>75,00</b>
	<b>Adapter for coaxial flues</b> mm 80/130 » 80/125	Only for the X-UP version 4019014	<b>50,00</b>

# PELLET STOVES > Air/Comfort Air Easy > HERA

## HERA Air UP/XUP! TOP CHOICE NEW

Model: HERA AIR 8 XUP! S1

<b>POWER</b>					cm A x B x C
kW 8,3	91/96,9%	Ø cm 80/130	kg 105	cm 53 x 54 x 105	



easy connect



**MATERIALS:**  
 Steel: structure, painted sides, front elements  
 Cast iron: combustion chamber, top

### STRUCTURE

DESCRIPTION/CODE	€
HERA AIR 8 XUP! S1	7122077 <b>2.335,00</b>

### CLADDING

Dark metal_308	6921013 <b>135,00</b>
White metal_302	6921011 <b>150,00</b>
Bronze metal_305	6921010 <b>155,00</b>
Silver metal_313	6921012 <b>150,00</b>

### ACCESSORIES SUPPLIED AS STANDARD

<b>Temperature probe</b>	Supplied as standard	-
--------------------------	----------------------	---

### DEDICATED ACCESSORIES

<b>Remote control</b> Optional.	4015012	<b>50,00</b>
<b>Kit Wi-Fi Easy Connect</b> For remote connection via the app. To be installed on the back of the stove, self-powered. Compatible with a 2.4 GHz frequency Wi-Fi router.	4020003	<b>75,00</b>
<b>Adapter for coaxial flues</b> mm 80/130 x 80/125	Only for the X-UP version 4019014	<b>50,00</b>





PELLET STOVES > Air/Comfort Air Easy > STOVES WITH SMOKE OUTLET REAR or UP/XUP!

<p><b>Ghea · Ghea XUP! / p. 62</b></p>  <p>REAR </p> <p>XUP! </p>	<p><b>Mida · Mida XUP! / p. 64</b></p>  <p>REAR </p> <p>XUP! </p>	<p><b>Teia · Teia UP! / p. 66</b></p>  <p>REAR </p> <p>UP! </p>
<p><b>Alea · Alea XUP! / p. 68</b></p>  <p>REAR </p> <p>XUP! </p>	<p><b>Raam · Raam UP! · Raam XUP! p. 70</b></p>  <p>REAR </p> <p>UP! </p>	<p><b>Hera XUP! / p. 72</b></p>  <p>XUP! </p>

# PELLET STOVES\_Hydro Maestro

- 86 AKI > Hydromatic
- 82 CLUB > Hydromatic
- 78 EGO > Hydromatic
- 84 JAZZ > Hydromatic
- 80 MUSA > Hydromatic
- 88 PAD > Hydromatic
- 79 STAR > Hydromatic
- 83 SUITE > Hydromatic







**EGO**  
Hydromatic



**STAR**  
Hydromatic



**MUSA**  
Hydromatic



**CLUB**  
**CLUB ABSOLUTE**  
Hydromatic



**SUITE**  
Hydromatic



# PELLET STOVES > Hydro Maestro > EGO



White metal\_302



Dark metal\_308



Silver metal\_313



Bordeaux metal\_304

## EGO Hydromatic 12

Model: EGO HYDRAMATIC 12 M2












<b>POWER</b>				
kW 11,9	91,1/96,1%	Ø cm 8	kg 147	cm A x B x C cm 50 x 55 x 104

kW 10,0

**MATERIALS:**  
 Steel: structure, stainless steel side  
 Metal: painted sides  
 Cast iron: grate, door, front elements, top

	DESCRIPTION/CODE	€	
<b>STRUCTURE</b>			
Hydromatic 12 M2+	7121012	<b>3.720,00</b>	
<b>CLADDING</b>			
White metal_302	6921001	<b>275,00</b>	
Dark metal_308	6921002	<b>275,00</b>	
Silver metal_313	6921003	<b>275,00</b>	
Bordeaux metal_304	6921004	<b>275,00</b>	
<b>ACCESSORIES SUPPLIED AS STANDARD</b>			
	<b>A new control panel "Lift"</b> that integrates the ordinary functionalities with those of the emergency panel	Supplied as standard	-
	<b>Temperature probe</b>	Supplied as standard	-
	<b>Maestro smartphone new app</b>	Free download	-
<b>DEDICATED ACCESSORIES</b>			
	<b>Pellet level sensor</b>	4018005	<b>95,00</b>
	<b>Pressure gauge</b>	4018035	<b>45,00</b>
	<b>NTC probe</b> Temperature probe Cable length 1500 mm	4012062	<b>25,00</b>
	<b>Thermostatic valve kit</b> The valve is needed to prevent the return of cold water from the system to the boiler and therefore it avoids the danger of condensation. It is calibrated at 45 °C. In the price copper connecting pipes are included.	40A18011	<b>230,00</b>
	<b>Freestanding remote control</b> Remote control with ambient thermostat and humidity sensor for room temperature control, always visible thanks to the e-ink display (optional).	4022002	<b>220,00</b>

# PELLET STOVES > Hydro Maestro > STAR

	DESCRIPTION/CODE	€
<b>STRUCTURE</b>		
	Hydromatic 12 M2+	7121017 <b>3.580,00</b>
<b>CLADDING</b>		
	White ceramic_102	6921005 <b>575,00</b>
	Black ceramic_107	6921007 <b>575,00</b>
	Warm grey ceramic_113	6921008 <b>575,00</b>
<b>ACCESSORIES SUPPLIED AS STANDARD</b>		
	<b>A new control panel "Lift"</b> that integrates the ordinary functionalities with those of the emergency panel	Supplied as standard -
	<b>Temperature probe</b>	Supplied as standard -
	<b>Maestro smartphone new app</b>	Free download -
<b>DEDICATED ACCESSORIES</b>		
	<b>Pellet level sensor</b>	4018005 <b>95,00</b>
	<b>Pressure gauge</b>	4018035 <b>45,00</b>
	<b>NTC probe</b> Temperature probe Cable length 1500 mm	4012062 <b>25,00</b>
	<b>Thermostatic valve kit</b> The valve is needed to prevent the return of cold water from the system to the boiler and therefore it avoids the danger of condensation. It is calibrated at 45 °C. In the price copper connecting pipes are included.	40A18011 <b>230,00</b>
	<b>Freestanding remote control</b> Remote control with ambient thermostat and humidity sensor for room temperature control, always visible thanks to the e-ink display (optional).	4022002 <b>220,00</b>

White ceramic\_102

















Black ceramic\_107



Warm grey ceramic\_113

## STAR Hydromatic 12

Model: STAR HYDRAMATIC 12 M2

 kW 11,9	 91,1/96,1%	 Ø cm 8	 kg 147	 cm A x B x C 50 x 55 x 105
 kW 10,0				
				
				

**A+**    Conto Termico 2.0

**MATERIALS:**  
Cast iron: brazier, combustion chamber, door, front diffuser  
Ceramic: sides, top, front panel

# PELLET STOVES > Hydro Maestro > MUSA



White metal\_302



Dark metal\_308



Silver metal\_313



Bordeaux metal\_304

## MUSA Hydromatic 18

Model: MUSA HYDRAMATIC 18 M2

<b>POWER</b>				
kW 17,7	94,8/95,9%	Ø cm 8	kg 197	cm A x B x C cm 56 x 59 x 116



## MUSA Hydromatic 24

Model: MUSA HYDRAMATIC 24 M2

<b>POWER</b>				
kW 24,2	92,9/95,9%	Ø cm 8	kg 197	cm A x B x C cm 56 x 59 x 116



	DESCRIPTION/CODE	€
<b>STRUCTURE</b>		
	Hydromatic 18 M2+	7121039 <b>3.745,00</b>
	Hydromatic 24 M2+	7121040 <b>4.290,00</b>
<b>CLADDING</b>		
	White metal_302	6921026 <b>395,00</b>
	Dark metal_308	6921027 <b>395,00</b>
	Silver metal_313	6921028 <b>395,00</b>
	Bordeaux metal_304	6921029 <b>395,00</b>
<b>ACCESSORIES SUPPLIED AS STANDARD</b>		
	<b>A new control panel "Lift"</b> that integrates the ordinary functionalities with those of the emergency panel	Supplied as standard -
	<b>Temperature probe</b>	Supplied as standard -
	<b>Maestro smartphone new app</b>	Free download -
<b>DEDICATED ACCESSORIES</b>		
	<b>Pellet level sensor</b>	4018005 <b>95,00</b>
	<b>Pressure gauge</b>	4018035 <b>45,00</b>
	<b>NTC probe</b> Temperature probe Cable length 1500 mm	4012062 <b>25,00</b>
	<b>Thermostatic valve kit</b> The valve is needed to prevent the return of cold water from the system to the boiler and therefore it avoids the danger of condensation. It is calibrated at 45 °C. In the price copper connecting pipes are included.	40A18011 <b>230,00</b>
	<b>Freestanding remote control</b> Remote control with ambient thermostat and humidity sensor for room temperature control, always visible thanks to the e-ink display (optional).	4022002 <b>220,00</b>

Conto Termico 2.0  
BAFA/BEG

**MATERIALS:**  
 Steel: structure  
 Metal: painted sides  
 Cast iron: brazier, door, front elements, top, combustion chamber

CLUB Hydromatic



PELLET STOVES\_Hydro Maestro



# PELLET STOVES > Hydro Maestro > CLUB



White ceramic\_102



Matt Black ceramic\_126

## CLUB Hydromatic 18

Model: CLUB HYDROMATIC 18 M2

<b>POWER</b>				
kW 17,7	94,8/95,9%	Ø cm 8	kg 190	cm 56 x 55,4 x 115,2



kW 12,7



## CLUB Hydromatic 24

Model: CLUB HYDROMATIC 24 M2  
Model: CLUB HYDROMATIC 24 ACS M2

<b>POWER</b>				
kW 24,2	92,9/95,9%	Ø cm 8	kg 190	cm 56 x 55,4 x 115,2



kW 18,2



**A++** **Conto Termico 2.0**  
BAFA/BEG

**MATERIALS:**  
Cast iron: brazier, combustion chamber, door, front diffuser  
Ceramic: sides, top, front panel

### STRUCTURE

Hydromatic 18 M2+	7121027	<b>3.900,00</b>
Hydromatic 24 M2+	7121029	<b>4.475,00</b>

### CLADDING CLUB

White ceramic_102	6921018	<b>645,00</b>
Matt Black ceramic_126	6921020	<b>645,00</b>

### CLADDING CLUB ABSOLUTE

126_Matt Black + 308_Dark (1)	See photo on page 35	6922021	<b>330,00</b>
102_White + 308_Dark (2)	See photo on page 35	6922022	<b>330,00</b>
126_Matt Black + 302_White (3)	See photo on page 35	6922023	<b>330,00</b>

### ACCESSORIES SUPPLIED AS STANDARD

<b>A new control panel "Lift"</b> that integrates the ordinary functionalities with those of the emergency panel	Supplied as standard	-
---	----------------------	---

<b>Temperature probe</b>	Supplied as standard	-
--------------------------	----------------------	---

<b>Maestro smartphone new app</b>	Free download	-
-----------------------------------	---------------	---

### DEDICATED ACCESSORIES

<b>Pellet level sensor</b>	4018005	<b>95,00</b>
----------------------------	---------	--------------

<b>Pressure gauge</b>	4018035	<b>45,00</b>
-----------------------	---------	--------------

<b>NTC probe</b> Temperature probe Cable length 1500 mm	4012062	<b>25,00</b>
---	---------	--------------

<b>Thermostatic valve kit</b> The valve is needed to prevent the return of cold water from the system to the boiler and therefore it avoids the danger of condensation. It is calibrated at 45 °C. In the price copper connecting pipes are included.	40A18011	<b>230,00</b>
--	----------	---------------

<b>Freestanding remote control</b> Remote control with ambient thermostat and humidity sensor for room temperature control, always visible thanks to the e-ink display (optional).	4022002	<b>220,00</b>
---	---------	---------------

# PELLET STOVES > Hydro Maestro > SUITE



Warm Grey ceramic\_113



Bordeaux ceramic\_105

## SUITE Hydromatic 18

Model: SUITE HYDRAMATIC 18 M2

<b>POWER</b>				
kW 17,7	94,8/95,9%	Ø cm 8	kg 190	cm 56 x 55,4 x 115,1



kW 12,7

--	--	--	--	--	--	--	--

## SUITE Hydromatic 24

Model: SUITE HYDRAMATIC 24 M2  
Model: SUITE HYDRAMATIC 24 ACS M2

<b>POWER</b>				
kW 24,2	92,9/95,9%	Ø cm 8	kg 190	cm 56 x 55,4 x 115,1



kW 18,2

--	--	--	--	--	--	--	--

**A++** Conto Termico 2.0 BAFA/BEG

**MATERIALS:**  
Cast iron: brazier, combustion chamber, door, front diffuser  
Ceramic: sides, top, front panel

	DESCRIPTION/CODE	€
<b>STRUCTURE</b>		
Hydromatic 18 M2+	7121027	<b>3.900,00</b>
Hydromatic 24 M2+	7121029	<b>4.475,00</b>
<b>CLADDING</b>		
Warm Grey ceramic_113	6921017	<b>645,00</b>
Bordeaux ceramic_105	6921015	<b>645,00</b>
<b>ACCESSORIES SUPPLIED AS STANDARD</b>		
	<b>A new control panel "Lift"</b> that integrates the ordinary functionalities with those of the emergency panel	Supplied as standard -
	<b>Temperature probe</b>	Supplied as standard -
	<b>Maestro smartphone new app</b>	Free download -
<b>DEDICATED ACCESSORIES</b>		
	<b>Pellet level sensor</b>	4018005 <b>95,00</b>
	<b>Pressure gauge</b>	4018035 <b>45,00</b>
	<b>NTC probe</b> Temperature probe Cable length 1500 mm	4012062 <b>25,00</b>
	<b>Thermostatic valve kit</b> The valve is needed to prevent the return of cold water from the system to the boiler and therefore it avoids the danger of condensation. It is calibrated at 45 °C. In the price copper connecting pipes are included.	40A18011 <b>230,00</b>
	<b>Freestanding remote control</b> Remote control with ambient thermostat and humidity sensor for room temperature control, always visible thanks to the e-ink display (optional).	4022002 <b>220,00</b>



# PELLET STOVES > Hydro Maestro > JAZZ



Black ceramic\_107

Bordeaux ceramic\_105



White ceramic\_102

## JAZZ Hydromatic 30 NEW

Model: JAZZ HYDRAMATIC 30 M1

<b>POWER</b>				
kW 28,5	93,4/94,4%	Ø cm 10	kg 292	cm 61 x 68,8 x 133,7

kW 27,1

**MATERIALS:**  
 Steel: structure  
 Glass: door  
 Cast iron: top, brazier  
 Ceramic: front cladding  
 Metal: painted sides

	DESCRIPTION/CODE	€
<b>STRUCTURE</b>		
Hydromatic 30 M1+	7122078	<b>5.380,00</b>
<b>CLADDINGS</b>		
Black ceramic_107	6918018	<b>370,00</b>
Bordeaux ceramic_105	6918019	<b>370,00</b>
White ceramic_102	6918020	<b>370,00</b>
<b>ACCESSORIES SUPPLIED AS STANDARD</b>		
<b>A new control panel "Lift"</b> that integrates the ordinary functionalities with those of the emergency panel	Supplied as standard	-
<b>Temperature probe</b>	Supplied as standard	-
<b>Maestro smartphone new app</b>	Free download	-
<b>DEDICATED ACCESSORIES</b>		
<b>Pellet level sensor</b>	4018005	<b>95,00</b>
<b>Pressure gauge</b>	4018035	<b>45,00</b>
<b>NTC probe</b> Temperature probe Cable length 1500 mm	4012062	<b>25,00</b>
<b>Freestanding remote control</b> Remote control with ambient thermostat and humidity sensor for room temperature control, always visible thanks to the e-ink display (optional).	4022002	<b>220,00</b>
<b>Pipes and accessories for connection</b> Ø 10 cm	Straight pellet pipe L 25 cm 40A11005 Straight pellet pipe L 50 cm 40A11006 Straight pellet pipe L 100 cm 40A11007 90° bend 40A11003 "T" joint 40A11004 45° bend 40A12018 90° bend that is easy to inspect 40A12019 Pipe clamp 40A12020 Rose 40A12021 Silicone gasket - Pack of 5 pieces 40A12022 Joint F/F - Ø 10/10 cm 4013009 Joint F/F - Ø 8/8 cm 4013010	<b>35,00</b> <b>40,00</b> <b>50,00</b> <b>65,00</b> <b>75,00</b> <b>50,00</b> <b>70,00</b> <b>30,00</b> <b>20,00</b> <b>20,00</b> <b>40,00</b> <b>35,00</b>



# PELLET STOVES > Hydro Maestro > AKI



White metal\_302



Dark metal\_308



Silver metal\_313



White ceramic\_102



Bordeaux ceramic\_105



Sand ceramic\_109

## AKI Hydromatic 18

Model: AKI HYDRAMATIC 18 M2

<b>POWER</b>				
kW 17,7	94,8/95,9%	Ø cm 8	kg 190	cm 87,2 x 40,7 x 110

kW 12,7

## AKI Hydromatic 24

Model: AKI HYDRAMATIC 24 M2

<b>POWER</b>				
kW 24,2	92,9/95,9%	Ø cm 8	kg 190	cm 87,2 x 40,7 x 110

kW 18,2

DESCRIPTION/CODE		€
<b>STRUCTURE</b>		
Hydromatic 18 M2+	7121045	<b>4.410,00</b>
Hydromatic 24 M2+	7121046	<b>4.830,00</b>
<b>METAL CLADDINGS</b>		
White metal_302	6920026	<b>265,00</b>
Dark metal_308	6920025	<b>265,00</b>
Silver metal_313	6920027	<b>265,00</b>
<b>CERAMIC CLADDINGS</b>		
White ceramic_102	6920028	<b>510,00</b>
Bordeaux ceramic_105	6920029	<b>510,00</b>
Sand ceramic_109	6920030	<b>510,00</b>
<b>PIPES REQUIRED FOR INSTALLATION</b>		
<b>Linear pipe</b> Painted pipe 100 cm with silicone gasket for vertical smoke outlet installation.	L= 100 cm - Ø cm 8	4022007 <b>40,00</b>
<b>90° Curve</b> Painted curve with silicone gasket for rear smoke outlet installation.	Ø cm 8	4022008 <b>35,00</b>
<b>ACCESSORIES SUPPLIED AS STANDARD</b>		
<b>A new control panel "Lift"</b> that integrates the ordinary functionalities with those of the emergency panel	Supplied as standard	-
<b>Temperature probe</b>	Supplied as standard	-
<b>Maestro smartphone new app</b>	Free download	-
<b>DEDICATED ACCESSORIES</b>		
<b>Pellet level sensor</b>	4018005	<b>95,00</b>
<b>Pressure gauge</b>	4018035	<b>45,00</b>
<b>NTC probe</b> Temperature probe Cable length 1500 mm	4012062	<b>25,00</b>
<b>Thermostatic valve kit</b> The valve is needed to prevent the return of cold water from the system to the boiler and therefore it avoids the danger of condensation. It is calibrated at 45 °C. In the price copper connecting pipes are included.	40A18011	<b>230,00</b>
<b>Freestanding remote control</b> Remote control with ambient thermostat and humidity sensor for room temperature control, always visible thanks to the e-ink display (optional).	4022002	<b>220,00</b>

**A++**

Conto Termico 2.0  
BAFA/BEG



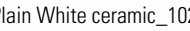
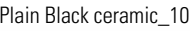



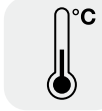






**MATERIALS:**  
Steel: structure  
Metal: cladding. door, sides  
Ceramic: sides  
Cast iron: brazier  
Aluminium: Front diffuser



PAD



# PELLET STOVES > Hydro Maestro > PAD

	DESCRIPTION/CODE	€
<b>STRUCTURE</b>		
	Line/Plain Hydromatic 18 M2+	7121030 <b>4.210,00</b>
	Line/Plain Hydromatic 24 M2+	7121031 <b>4.755,00</b>
<b>CLADDING</b>		
	Plain White ceramic_102	6921025 <b>610,00</b>
	Plain Black ceramic_107	6921024 <b>610,00</b>
	Line White ceramic_102	6921023 <b>610,00</b>
	Line Bordeaux ceramic_105	6921022 <b>610,00</b>
<b>ACCESSORIES SUPPLIED AS STANDARD</b>		
	<b>A new control panel "Lift"</b> that integrates the ordinary functionalities with those of the emergency panel	Supplied as standard -
	<b>Temperature probe</b>	Supplied as standard -
	<b>Maestro smartphone new app</b>	Free download -
<b>DEDICATED ACCESSORIES</b>		
	<b>Pellet level sensor</b>	4018005 <b>95,00</b>
	<b>Pressure gauge</b>	4018035 <b>45,00</b>
	<b>NTC probe</b> Temperature probe Cable length 1500 mm	4012062 <b>25,00</b>
	<b>Thermostatic valve kit</b> The valve is needed to prevent the return of cold water from the system to the boiler and therefore it avoids the danger of condensation. It is calibrated at 45 °C. In the price copper connecting pipes are included.	40A18011 <b>230,00</b>
	<b>Freestanding remote control</b> Remote control with ambient thermostat and humidity sensor for room temperature control, always visible thanks to the e-ink display (optional).	4022002 <b>220,00</b>

Plain White ceramic\_102





Plain Black ceramic\_107


Line White ceramic\_102









Line Bordeaux ceramic\_105

## PAD Hydromatic 18

Model: PAD PLAIN HYDROMATIC 18 M2  
PAD LINE HYDROMATIC 18 M2





<b>POWER</b>				
kW 17,7	94,8/95,9%	Ø cm 8	kg 190	cm 59,3 x 61 x 120


  
kW 12,7









       

## PAD Hydromatic 24

Model: PAD PLAIN HYDROMATIC 24 M2  
PAD LINE HYDROMATIC 24 M2

<b>POWER</b>				
kW 24,2	92,9/95,9%	Ø cm 8	kg 190	cm 59,3 x 61 x 120

  
kW 18,2

**A++**    Conto Termico 2.0  
BAFA/BEG

**MATERIALS:**  
Steel: structure  
Glass: door  
Ceramic: sides  
Cast iron: top, front diffuser, base





# PELLET STOVES\_Hydro Easy

94 CLIO > Hydro

92 THEA > Hydro



# PELLET STOVES > Hydro Easy > CLIO



White metal\_302

Dark metal\_308



Silver metal\_313

Bordeaux metal\_304

## CLIO Hydro 16 **NEW**

Model: CLIO HYDRO 16 S2

<b>POWER</b>				
kW 16,1 H <sub>2</sub> O kW 12,9	93,7/96,7%	Ø cm 8	kg 195	cm A x B x C 50,2 x 50,5 x 112



## CLIO Hydro 23 **NEW**

Model: CLIO HYDRO 23 S2

<b>POWER</b>				
kW 22,4 H <sub>2</sub> O kW 18	92/96,7%	Ø cm 8	kg 195	cm A x B x C 50,2 x 50,5 x 112



easy connect



Conto Termico 2.0

**A++** Model: CLIO HYDRO 16 S2

**A+** Model: CLIO HYDRO 23 S2

**MATERIALS:**  
Steel: structure  
Metal: painted sides  
Cast iron: grate, door, front elements, top, combustion chamber

	DESCRIPTION/CODE	€
<b>STRUCTURE</b>		
Hydro 16 S2	7122030	<b>3.555,00</b>
Hydro 23 S2	7122031	<b>3.785,00</b>
<b>CLADDINGS</b>		
White metal_302	6916043	<b>170,00</b>
Dark metal_308	6916042	<b>170,00</b>
Silver metal_313	6917014	<b>170,00</b>
Bordeaux metal_304	6916044	<b>170,00</b>
<b>ACCESSORIES SUPPLIED AS STANDARD</b>		
<b>Temperature probe</b>	Supplied as standard	-
<b>DEDICATED ACCESSORIES</b>		
<b>Kit Wi-Fi Easy Connect</b> For remote connection via the app. To be installed on the back of the stove, self-powered. Compatible with a 2.4 GHz frequency Wi-Fi router.	4020003	<b>75,00</b>
<b>Pressure gauge</b>	4018035	<b>45,00</b>
<b>NTC probe</b> Temperature probe Cable length 1500 mm	4012062	<b>25,00</b>
<b>Auxiliary boiler connection module</b> Manages any auxiliary gas or diesel boilers to guarantee user comfort (for example, in case of pellet depletion)	4012078	<b>75,00</b>



# PELLET STOVES > Hydro Easy > THEA



White metal\_302

Dark metal\_308



Silver metal\_313

Bordeaux metal\_304

## THEA Hydro 16 **NEW**

Model: THEA HYDRO 16 S2

<b>POWER</b>				
kW 16,1 H <sub>2</sub> O kW 12,9	93,7/96,7%	Ø cm 8	kg 195	cm A x B x C 89,4 x 41,4 x 110

## THEA Hydro 23 **NEW**

Model: THEA HYDRO 23 S2

<b>POWER</b>				
kW 22,4 H <sub>2</sub> O kW 18	92/96,7%	Ø cm 8	kg 195	cm A x B x C 89,4 x 41,4 x 110

easy connect



Conto Termico 2.0

**A++** Model: THEA HYDRO 16 S2

**A+** Model: THEA HYDRO 23 S2

MATERIALS:  
Steel: structure  
Metal: cladding, door, sides

	DESCRIPTION/CODE	€
<b>STRUCTURE</b>		
THEA Hydro 16 S2	7122032	4.115,00
THEA Hydro 23 S2	7122033	4.340,00
<b>CLADDINGS</b>		
White metal_302	6920010	150,00
Dark metal_308	6920009	150,00
Silver metal_313	6920012	150,00
Bordeaux metal_304	6920011	150,00
<b>ACCESSORIES SUPPLIED AS STANDARD</b>		
<b>Temperature probe</b>	Supplied as standard	-
<b>PIPES REQUIRED FOR INSTALLATION</b>		
<b>Linear pipe</b> Painted pipe 100 cm with silicone gasket for vertical smoke outlet installation.	L= 100 cm - Ø cm 8 4022007	40,00
<b>90° Curve</b> Painted curve with silicone gasket for rear smoke outlet installation.	Ø cm 8 4022008	35,00
<b>DEDICATED ACCESSORIES</b>		
<b>Kit Wi-Fi Easy Connect</b> For remote connection via the app. To be installed on the back of the stove, self-powered. Compatible with a 2.4 GHz frequency Wi-Fi router.	4020003	75,00
<b>Pressure gauge</b>	4018035	45,00
<b>NTC probe</b> Temperature probe Cable length 1500 mm	4012062	25,00
<b>Auxiliary boiler connection module</b> Manages any auxiliary gas or diesel boilers to guarantee user comfort (for example, in case of pellet depletion)	4012078	75,00

THEA



PELLET STOVES\_Hydro Easy



# PELLET\_Fireplaces and inserts

104 BOXTHERM 60 BASIC > AIR

105 BOXTHERM 70 BASIC > AIR

98 VIVO 90-9 SLIM > COMFORT AIR

99 VIVO 90-9 BASIC > COMFORT AIR

100 VIVO 90-11 SLIM > COMFORT AIR

101 VIVO 90-11 BASIC > COMFORT AIR

107 VIVO 90 > HYDRO



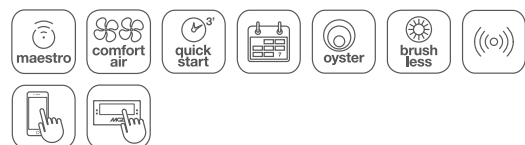
# PELLET > GLASS-FRONTED FIREPLACES > VIVO



## VIVO 90 Comfort Air 9

Model: VIVO 90 COMFORT AIR 9 M1

<b>POWER</b>				
kW 8,9	92,4/95,7%	Ø cm 8	kg 120	cm A x B x C
				cm 91,7 x 60,8 x 57,7



**MATERIALS:**  
Steel: structure  
Cast iron: brazier, combustion chamber

### VERSIONS

Comfort Air 9 M1	5019001	3.865,00
<b>SLIM Comfort Air® kit</b> -2 x Multi 12 outlets -2 x ø 10 cm - L=1.5 m pipes -2 x ø 6 cm pipes -Motor inspection hatches -2 fan units -2 x ø 60 mm clamps -2 x ø 100 mm clamps	4012008	600,00
TOTAL		4.465,00

### INTERFACES

<b>Freestanding remote control with room thermostat</b> Cm 5,4x6,5x19,5 H	4020006	110,00
<b>Maestro built-in panel</b> Cm 16,3x8,5	4021001	165,00
<b>Maestro wall-mounted panel</b> Cm 16,3x8,5	4021002	165,00

<b>Maestro smartphone app</b>	Free download	-
-------------------------------	---------------	---


### STANDARD EQUIPMENT

<b>Temperature probe featured as standard on the machine</b>		-
<b>Passe-partout frame</b> 4 sides. "Blade" convection grille x1	99x6,1 cm	
<b>Pellet feed pipe with door</b>		

### DEDICATED ACCESSORIES

<b>Pellet level sensor</b>	4018005	95,00	
<b>Support</b> Optional.	4014001	255,00	
<b>FLIP ventilation outlet</b>	White glass	4012017	255,00
<b>FLOAT ventilation outlet</b>	White glass and white frame	4012018	270,00
	White glass and black frame	4012019	270,00
<b>GHOST ventilation outlet</b>	White glass	4012020	270,00
	Black glass	4012021	270,00
<b>MINIMAL ventilation outlet</b>	Metal can be painted	4017009	210,00
<b>SOFT ventilation outlet</b>	Ceramic	4017010	230,00
<b>Comfort Air® accessories</b> To build a Comfort Air® ducting system > p. 129			

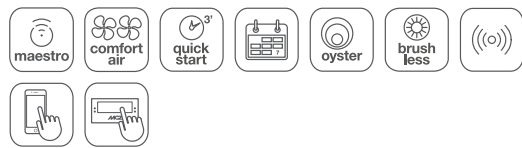
# PELLET > GLASS-FRONTED FIREPLACES > VIVO



## VIVO 90 Comfort Air 9

Model: VIVO 90 COMFORT AIR 9 M1

<b>POWER</b>				
kW 8,9	92,4/95,7%	Ø cm 8	kg 120	cm A x B x C
				91,7 x 60,8 x 57,7



**MATERIALS:**  
Steel: structure  
Cast iron: brazier, combustion chamber

### VERSIONS

Comfort Air 9 M1	5019001	3.865,00
<b>BASIC Comfort Air® kit</b> -2 x Multi 20 outlets -2 x ø 10 cm - L=1.5 m pipes -2 fan units -4 clamps -2 brackets	4012007	370,00
TOTAL		4.235,00

### INTERFACES

<b>Freestanding remote control with room thermostat</b> Cm 5,4x6,5x19,5 H	4020006	110,00
<b>Maestro built-in panel</b> Cm 16,3x8,5	4021001	165,00
<b>Maestro wall-mounted panel</b> Cm 16,3x8,5	4021002	165,00
<b>Maestro smartphone app</b>	Free download	-

### STANDARD EQUIPMENT

<b>Temperature probe featured as standard on the machine</b>		-
<b>Passe-partout frame</b> 4 sides. <b>"Blade" convection grille</b> x1 <b>Pellet feed pipe with door</b>	99x6,1 cm	

### DEDICATED ACCESSORIES

<b>Pellet level sensor</b>	4018005	95,00
<b>Support</b> Optional.	4014001	255,00
<b>MONO 20</b> MONO-DIRECTIONAL AIR OUTLET WITH HUMIDIFIER	Without light 4008021 With light* 4008023	110,00 255,00
<b>BI 20</b> BI-DIRECTIONAL AIR OUTLET	4008024	95,00

# PELLET > GLASS-FRONTED FIREPLACES > VIVO



## VIVO 90 Comfort Air 11

Model: VIVO 90 COMFOR AIR 11 M1

<b>POWER</b>				
kW 10,9	90,7/95,7%	Ø cm 8	kg 140	cm A x B x C



**MATERIALS:**  
Steel: structure  
Cast iron: brazier, combustion chamber

### VERSIONS

Comfort Air 11 M1	5019002	4.325,00
<b>SLIM Comfort Air® kit</b> -2 x Multi 12 outlets -2 x ø 10 cm - L=1.5 m pipes -2 x ø 6 cm pipes -Motor inspection hatches -2 fan units -2 x ø 60 mm clamps -2 x ø 100 mm clamps	4012008	600,00
TOTAL		4.925,00

### INTERFACES

<b>Freestanding remote control with room thermostat</b> Cm 5,4x6,5x19,5 H	4020006	110,00
<b>Maestro built-in panel</b> Cm 16,3x8,5	4021001	165,00
<b>Maestro wall-mounted panel</b> Cm 16,3x8,5	4021002	165,00
<b>Maestro smartphone app</b>	Free download	-

### STANDARD EQUIPMENT

<b>Temperature probe featured as standard on the machine</b>		-
<b>Passe-partout frame</b> 4 sides. "Blade" convection grille x1	99x6,1 cm	
<b>Pellet feed pipe with door</b>		
<b>Upper hot air outlet nozzle</b>	90x11 cm	

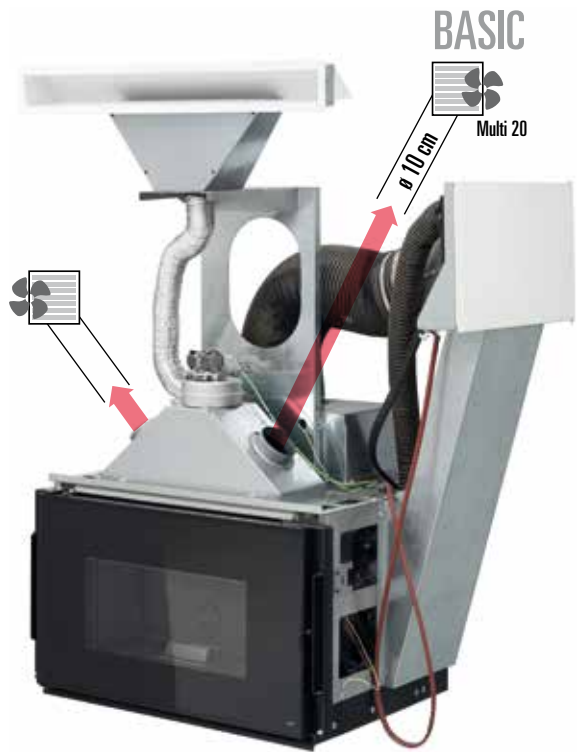
### DEDICATED ACCESSORIES

<b>Pellet level sensor</b>	4018005	95,00
<b>Support</b> Optional.	4014001	255,00

**Ventilation outlet** See VIVO 90 Comfort Air 9 SLIM

**Comfort Air® accessories**  
To build a Comfort Air® channelling system  
> p. 129

# PELLET > GLASS-FRONTED FIREPLACES > VIVO



## VIVO 90 Comfort Air 11

Model: VIVO 90 COMFOR AIR 11 M1

<b>POWER</b>				
kW 10,9	90,7/95,7%	Ø cm 8	kg 140	cm A x B x C

**A+** Conto Termico 2.0

**MATERIALS:**  
Steel: structure  
Cast iron: brazier, combustion chamber

### VERSIONS

DESCRIPTION/CODE	€
Comfort Air 11 M1	5019002 <b>4.325,00</b>
<b>BASIC Comfort Air® kit</b> -2 x Multi 20 outlets -2 x Ø 10 cm - L=1.5 m pipes -2 fan units -4 clamps -2 brackets	4012007 <b>370,00</b>
<b>TOTAL</b>	<b>4.695,00</b>

### INTERFACES

<b>Freestanding remote control with room thermostat</b> Cm 5,4x6,5x19,5 H	4020006	<b>110,00</b>
<b>Maestro built-in panel</b> Cm 16,3x8,5	4021001	<b>165,00</b>
<b>Maestro wall-mounted panel</b> Cm 16,3x8,5	4021002	<b>165,00</b>
<b>Maestro smartphone app</b>	Free download	-

### STANDARD EQUIPMENT

<b>Temperature probe featured as standard on the machine</b>		-
<b>Passe-partout frame</b> 4 sides. "Blade" convection grille x1	99x6,1 cm	
<b>Pellet feed pipe with door</b>		
<b>Upper hot air outlet nozzle</b>	90x11 cm	

### DEDICATED ACCESSORIES

<b>Pellet level sensor</b>	4018005	<b>95,00</b>
<b>Support</b> Optional.	4014001	<b>255,00</b>
<b>MONO 20</b> MONO-DIRECTIONAL AIR OUTLET WITH HUMIDIFIER	Without light 4008021 With light* 4008023	<b>110,00</b> <b>255,00</b>
<b>BI 20</b> BI-DIRECTIONAL AIR OUTLET	4008024	<b>95,00</b>





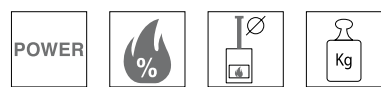


# PELLET > INSERTS > BOXTHERM



## BOXTHERM MAESTRO 60 Basic

Model: BOXTHERM 60 AIR 6 BASIC M1



kW 5,9    91/94,7%    Ø cm 8    kg 80



cm 64 x 45 x 57,3    Internal dimensions  
cm 57,5 x 45 x 53



Conto Termico 2.0

**MATERIALS:**  
Steel: structure  
Cast iron: brazier, combustion chamber

		DESCRIPTION/CODE	€
<b>VERSION</b>			
	60 Air 6 M1 (BASIC)	5019003	2.790,00
<b>DEDICATED ACCESSORIES</b>			
	<b>Pellet level sensor</b>	4018005	95,00
	<b>Frame 4 sides black</b>	BASIC 60 4019012	90,00
	<b>Combustion air kit</b> To withdraw combustion air from the outdoor environment.	4018008	120,00
	<b>Support</b> Optional.	4012009	230,00
	<b>Feet kit</b> Allows the inlet of cooling air from the front.	4018031	50,00
<b>INTERFACES</b>			
	<b>Freestanding remote control with room thermostat</b> Cm 5,4x6,5x19,5 H	4020006	110,00
	<b>Maestro built-in panel</b> Cm 16,3x8,5	4021001	165,00
	<b>Maestro wall-mounted panel</b> Cm 16,3x8,5	4021002	165,00
	<b>Maestro smartphone app</b>	Free download	-
<b>STANDARD EQUIPMENT</b>			
	<b>Temperature probe featured as standard on the machine</b>		-

# PELLET > INSERTS > BOXTHERM



## BOXTHERM MAESTRO 70 Basic

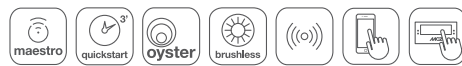
Model: BOXTHERM 70 AIR 9 BASIC M1



kW 8,8    90,6/94,1%    Ø cm 8    kg 135



cm 75,4 x 55 x 57,3    Internal dimensions cm 68,9 x 55 x 53



**MATERIALS:**  
Steel: structure  
Cast iron: brazier, combustion chamber

		DESCRIPTION/CODE	€
<b>VERSION</b>			
	70 Air 9 M1 (BASIC)	5019004	3.065,00
<b>DEDICATED ACCESSORIES</b>			
	<b>Pellet level sensor</b>	4018005	95,00
	<b>Frame 4 sides black</b>	BASIC 70 4019013	90,00
	<b>Combustion air kit</b> To withdraw combustion air from the outdoor environment.	4018007	120,00
	<b>Support</b> Optional.	4012009	230,00
	<b>Feet kit</b> Allows the inlet of cooling air from the front.	4018031	50,00
<b>INTERFACES</b>			
	<b>Freestanding remote control with room thermostat</b> Cm 5,4x6,5x19,5 H	4020006	110,00
	<b>Maestro built-in panel</b> Cm 16,3x8,5	4021001	165,00
	<b>Maestro wall-mounted panel</b> Cm 16,3x8,5	4021002	165,00
	<b>Maestro smartphone app</b>	Free download	-
<b>STANDARD EQUIPMENT</b>			
	<b>Temperature probe featured as standard on the machine</b>		-



VIVO 90 HYDRO



# PELLET > HYDRO GLASS-FRONTED FIREPLACES > VIVO



## VIVO 90 Hydro 16

Model: VIVO 90 HYDRO 16 M1

<b>POWER</b>				
kW 18	94,2/95,9%	Ø cm 10	kg 190	cm A x B x C 95 x 75 x 124



kW 13



## VIVO 90 Hydro 24

Model: VIVO 90 HYDRO 24 M1

<b>POWER</b>				
kW 24,7	93,3/95,9%	Ø cm 10	kg 190	cm A x B x C 95 x 75 x 124



kW 19



**A++** Conto Termico 2.0  
BAFA/BEG

**MATERIALS:**  
Steel: structure  
Cast iron: brazier  
Metal: combustion chamber

	DESCRIPTION/CODE	€
<b>STRUCTURE</b>		
	Vivo 90 Hydro 16 M1	5020003 <b>4.410,00</b>
	Vivo 90 Hydro 24 M1	5020004 <b>4.640,00</b>
<b>INTERFACES</b>		
	<b>Freestanding remote control with room thermostat</b> Cm 5,4x6,5x19,5 H	4020006 <b>110,00</b>
	<b>Maestro built-in panel</b> Cm 16,3x8,5	4021001 <b>165,00</b>
	<b>Maestro wall-mounted panel</b> Cm 16,3x8,5	4021002 <b>165,00</b>
	<b>Maestro smartphone app</b>	Free download -
<b>STANDARD EQUIPMENT</b>		
	<b>Temperature probe featured as standard on the machine</b>	-
	<b>Pellet feed pipe with door</b>	-
<b>DEDICATED ACCESSORIES</b>		
	<b>Pellet level sensor</b>	4018005 <b>95,00</b>
	<b>Pressure gauge</b>	4018035 <b>45,00</b>
	<b>NTC probe</b> Temperature probe Cable length 1500 mm	4012062 <b>25,00</b>
	<b>Support</b> Optional.	4014001 <b>255,00</b>



# WOOD\_Fireplaces and inserts

- 110 PLASMA 115 Wood > Natural/Comfort Air
- 110 PLASMA 95 Wood > Natural/Comfort Air
- 111 PLASMA 85 Wood > Natural/Comfort Air
- 111 PLASMA 75 Wood > Natural/Comfort Air
- 114 PLASMA 75 DX/SX Wood > Natural/Comfort Air
- 114 PLASMA 95 DX/SX Wood > Natural/Comfort Air
- 115 PLASMA 115B Wood > Natural/Comfort Air
- 115 PLASMA B95 Wood > Natural/Comfort Air
- 118 PLASMA T50 Wood > Natural/Comfort Air
- 118 PLASMA 95T Wood > Natural/Comfort Air
- 121 VIVO 90 Q Wood > Natural/Comfort Air
- 121 VIVO 70 Q Wood > Natural/Comfort Air



# WOOD > GLASS-FRONTED FIREPLACES > PLASMA



## PLASMA 115 Wood

<b>POWER</b>				
kW 14,1	80,1%	Ø cm 20	kg 384	cm 128 x 54 x 140,6



New high-performing and efficient combustion in accordance with the strictest regulations governing emissions. Automatic primary, post-combustion and glass cleaning air calibration system "Easy Going". New more ergonomic and precise opening system with option of opening for cleaning at 90° (without handle) or 45° with a handle. The "Easy Switch" system offers the option of using either the handle or a hand, prioritising ergonomics or very clean aesthetics, respectively.

VERSION		DESCRIPTION/CODE		€
	Black metal_303	Plasma 115	5017001	<b>3.895,00</b>
<b>DEDICATED ACCESSORIES</b>				
	<b>Passe-partout</b> Painted black steel_303. It can be used as a minimal frame in the case of plasterboard cladding.		620217	<b>315,00</b>
	<b>Spacer</b> Painted black steel_303 should be used to fill the gap between the glass-fronted fireplace and non-MCZ artisan fireplace.		4008073	<b>125,00</b>
	<b>Additional weights kit</b> Additional weights to allow the natural descent and closing of the door pursuant to Bauart A1 standard.		4017004	<b>85,00</b>
	<b>45° curve in stainless steel</b>	Ø mm 150	4017005	<b>95,00</b>
	<b>Flexible pipe to channel air</b>	Ø mm 150 - 1,5 m	4017007	<b>95,00</b>
	<b>Supplementary handle for Plasma</b>	Optional	4019016	<b>50,00</b>
	<b>Chimney handling kit</b> 1 rubber 4 revolving wheels 4 threaded pipes for transport		4017008	<b>400,00</b>
	<b>Comfort Air Kit</b> Available in Slim and Basic. The hood kit should be completed by choosing 2 hot air outlets. > p. 134	Slim Basic VF Basic VN	4011012 4008038N 4008036	<b>790,00</b> <b>540,00</b> <b>145,00</b>



## PLASMA 95 Wood

<b>POWER</b>				
kW 13,3	80,1%	Ø cm 20	kg 344	cm 105,6 x 54 x 140,6



New high-performing and efficient combustion in accordance with the strictest regulations governing emissions. Automatic primary, post-combustion and glass cleaning air calibration system "Easy Going". New more ergonomic and precise opening system with option of opening for cleaning at 90° (without handle) or 45° with a handle. The "Easy Switch" system offers the option of using either the handle or a hand, prioritising ergonomics or very clean aesthetics, respectively.

VERSION		DESCRIPTION/CODE		€
	Black metal_303	Plasma 95	5017005	<b>3.430,00</b>
<b>DEDICATED ACCESSORIES</b>				
	<b>Passe-partout</b> Painted black steel_303. It can be used as a minimal frame in the case of plasterboard cladding.		620216	<b>300,00</b>
	<b>Spacer</b> Painted black steel_303 should be used to fill the gap between the glass-fronted fireplace and non-MCZ artisan fireplace.		4008072	<b>110,00</b>
	<b>Additional weights kit</b> Additional weights to allow the natural descent and closing of the door pursuant to Bauart A1 standard.		4017004	<b>85,00</b>
	<b>45° curve in stainless steel</b>	Ø mm 150	4017005	<b>95,00</b>
	<b>Flexible pipe to channel air</b>	Ø mm 150 - 1,5 m	4017007	<b>95,00</b>
	<b>Supplementary handle for Plasma</b>	Optional	4019016	<b>50,00</b>
	<b>Chimney handling kit</b> 1 rubber 4 revolving wheels 4 threaded pipes for transport		4017008	<b>400,00</b>
	<b>Comfort Air Kit</b> Available in Slim and Basic. The hood kit should be completed by choosing 2 hot air outlets. > p. 134	Slim Basic VF Basic VN	4011012 4008038N 4008036	<b>790,00</b> <b>540,00</b> <b>145,00</b>

# WOOD > GLASS-FRONTED FIREPLACES > PLASMA



## PLASMA 85 Wood

<b>POWER</b>				
kW 13,3	80,1%	Ø cm 20	kg 328	cm 95,6 x 54 x 156,6



New high-performing and efficient combustion in accordance with the strictest regulations governing emissions. Automatic primary, post-combustion and glass cleaning air calibration system "Easy Going". New more ergonomic and precise opening system with option of opening for cleaning at 90° (without handle) or 45° with a handle. The "Easy Switch" system offers the option of using either the handle or a hand, prioritising ergonomics or very clean aesthetics, respectively.

VERSION		DESCRIPTION/CODE		€
	Black metal_303	Plasma 85	5017010	<b>3.430,00</b>
<b>DEDICATED ACCESSORIES</b>				
	<b>Passe-partout</b> Painted black steel_303. It can be used as a minimal frame in the case of plasterboard cladding.		4017013	<b>300,00</b>
	<b>Spacer</b> Painted black steel_303 should be used to fill the gap between the glass-fronted fireplace and non-MCZ artisan fireplace.		4017012	<b>115,00</b>
	<b>Additional weights kit</b> Additional weights to allow the natural descent and closing of the door pursuant to Bauart A1 standard.		4017004	<b>85,00</b>
	<b>45° curve in stainless steel</b>	Ø mm 150	4017005	<b>95,00</b>
	<b>Flexible pipe to channel air</b>	Ø mm 150 - 1,5 m	4017007	<b>95,00</b>
	<b>Supplementary handle for Plasma</b>	Optional	4019016	<b>50,00</b>
	<b>Chimney handling kit</b> 1 rubber 4 revolving wheels 4 threaded pipes for transport		4017008	<b>400,00</b>
	<b>Comfort Air Kit</b> Available in Slim and Basic. The hood kit should be completed by choosing 2 hot air outlets. > p. 134	Slim Basic VF Basic VN	4011012 4008038N 4008036	<b>790,00</b> <b>540,00</b> <b>145,00</b>



## PLASMA 75 Wood

<b>POWER</b>				
kW 12,5	80,3%	Ø cm 20	kg 312	cm 84,6 x 54 x 156,6



New high-performing and efficient combustion in accordance with the strictest regulations governing emissions. Automatic primary, post-combustion and glass cleaning air calibration system "Easy Going". New more ergonomic and precise opening system with option of opening for cleaning at 90° (without handle) or 45° with a handle. The "Easy Switch" system offers the option of using either the handle or a hand, prioritising ergonomics or very clean aesthetics, respectively.

VERSION		DESCRIPTION/CODE		€
	Black metal_303	Plasma 75	5017012	<b>3.245,00</b>
<b>DEDICATED ACCESSORIES</b>				
	<b>Passe-partout</b> Painted black steel_303. It can be used as a minimal frame in the case of plasterboard cladding.		6217004	<b>290,00</b>
	<b>Spacer</b> Painted black steel_303 should be used to fill the gap between the glass-fronted fireplace and non-MCZ artisan fireplace.		4017021	<b>100,00</b>
	<b>Additional weights kit</b> Additional weights to allow the natural descent and closing of the door pursuant to Bauart A1 standard.		4017004	<b>85,00</b>
	<b>45° curve in stainless steel</b>	Ø mm 150	4017005	<b>95,00</b>
	<b>Flexible pipe to channel air</b>	Ø mm 150 - 1,5 m	4017007	<b>95,00</b>
	<b>Supplementary handle for Plasma</b>	Optional	4019016	<b>50,00</b>
	<b>Chimney handling kit</b> 1 rubber 4 revolving wheels 4 threaded pipes for transport		4017008	<b>400,00</b>
	<b>Comfort Air Kit</b> Available in Slim and Basic. The hood kit should be completed by choosing 2 hot air outlets. > p. 134	Slim Basic VF Basic VN	4011012 4008038N 4008036	<b>790,00</b> <b>540,00</b> <b>145,00</b>

PLASMA 95 Wood







# WOOD > GLASS-FRONTED FIREPLACES > PLASMA



## PLASMA 95 DX/SX Wood

<b>POWER</b>				
kW 14,8	80,8%	Ø cm 20	kg 370	cm A x B x C



Model:  
PLASMA 95 DX WOOD  
PLASMA 95 SX WOOD

New high-performing and efficient combustion in accordance with the strictest regulations governing emissions.

Automatic primary, post-combustion and glass cleaning air calibration system "Easy Going"

New more ergonomic and precise opening system.

The "Easy Switch" system offers the option of using either the handle or a hand, prioritising ergonomics or very clean aesthetics, respectively.

### VERSION

	Black metal_303	PLASMA 95 DX Wood	5018006	<b>4.500,00</b>
	Black metal_303	PLASMA 95 SX Wood	5018011	<b>4.500,00</b>

### DEDICATED ACCESSORIES

	<b>Passe-partout</b> Painted black steel_303. It can be used as a minimal frame in the case of plasterboard cladding.	RH LH	4018019 4018020	<b>290,00</b>
	<b>Spacer</b> Painted black steel_303 should be used to fill the gap between the glass-fronted fireplace and non-MCZ artisan fireplace.	RH LH	4018021 4018022	<b>110,00</b>
	<b>Additional weights kit</b> Additional weights to allow the natural descent and closing of the door pursuant to Bauart A1 standard.		4018023	<b>85,00</b>
	<b>45° curve in stainless steel</b>	Ø mm 150	4017005	<b>95,00</b>
	<b>Flexible pipe to channel air</b>	Ø mm 150 - 1,5 m	4017007	<b>95,00</b>
	<b>Supplementary handle for Plasma</b>	Optional	4019016	<b>50,00</b>
	<b>Chimney handling kit</b> 1 rubber 4 revolving wheels 4 threaded pipes for transport		4017008	<b>400,00</b>
	<b>Comfort Air Kit</b> > p. 134	Slim Basic VF Basic VN	4011012 4008038N 4008036	<b>790,00</b> <b>540,00</b> <b>145,00</b>



## PLASMA 75 DX/SX Wood

<b>POWER</b>				
kW 15,5	80,1%	Ø cm 20	kg 330	cm A x B x C



Model:  
PLASMA 75 DX WOOD  
PLASMA 75 SX WOOD

New high-performing and efficient combustion in accordance with the strictest regulations governing emissions.

Automatic primary, post-combustion and glass cleaning air calibration system "Easy Going"

New more ergonomic and precise opening system.

The "Easy Switch" system offers the option of using either the handle or a hand, prioritising ergonomics or very clean aesthetics, respectively.

### VERSION

	Black metal_303	PLASMA 75 DX Wood	5018005	<b>4.150,00</b>
	Black metal_303	PLASMA 75 SX Wood	5018010	<b>4.150,00</b>

### DEDICATED ACCESSORIES

	<b>Passe-partout</b> Painted black steel_303. It can be used as a minimal frame in the case of plasterboard cladding.	RH LH	4018014 4018015	<b>290,00</b>
	<b>Spacer</b> Painted black steel_303 should be used to fill the gap between the glass-fronted fireplace and non-MCZ artisan fireplace.	RH LH	4018016 4018017	<b>110,00</b>
	<b>Additional weights kit</b> Additional weights to allow the natural descent and closing of the door pursuant to Bauart A1 standard.		4018018	<b>85,00</b>
	<b>45° curve in stainless steel</b>	Ø mm 150	4017005	<b>95,00</b>
	<b>Flexible pipe to channel air</b>	Ø mm 150 - 1,5 m	4017007	<b>95,00</b>
	<b>Supplementary handle for Plasma</b>	Optional	4019016	<b>50,00</b>
	<b>Chimney handling kit</b> 1 rubber 4 revolving wheels 4 threaded pipes for transport		4017008	<b>400,00</b>
	<b>Comfort Air Kit</b> > p. 134	Slim Basic VF Basic VN	4011012 4008038N 4008036	<b>790,00</b> <b>540,00</b> <b>145,00</b>

# WOOD > GLASS-FRONTED FIREPLACES > PLASMA



## PLASMA 115B Wood

<b>POWER</b>	<b>%</b>	<b>Ø</b>	<b>Kg</b>	<b>cm A x B x C</b>
kW 12,6	77,6%	Ø cm 20	kg 334	cm 128 x 59,4 x 140,6



New high-performing and efficient combustion in accordance with the strictest regulations governing emissions. Automatic primary, post-combustion and glass cleaning air calibration system "Easy Going". New more ergonomic and precise opening system with option of opening for cleaning at 90° (without handle) or 45° with a handle. The "Easy Switch" system offers the option of using either the handle or a hand, prioritising ergonomics or very clean aesthetics, respectively.

VERSION		DESCRIPTION/CODE	€
	Black metal_303	Plasma 115B 5017003	4.530,00
<b>DEDICATED ACCESSORIES</b>			
	<b>Passe-partout</b> Painted black steel_303. It can be used as a minimal frame in the case of plasterboard cladding.	620217	315,00
	<b>Spacer</b> Painted black steel_303 should be used to fill the gap between the glass-fronted fireplace and non-MCZ artisan fireplace.	4008073	125,00
	<b>Additional weights kit</b> Additional weights to allow the natural descent and closing of the door pursuant to Bauart A1 standard.	4017004	85,00
	<b>45° curve in stainless steel</b>	Ø mm 150 4017005	95,00
	<b>Flexible pipe to channel air</b>	Ø mm 150 - 1,5 m 4017007	95,00
	<b>Supplementary handle for Plasma</b>	Optional 4019016	50,00
	<b>Chimney handling kit</b> 1 rubber 4 revolving wheels 4 threaded pipes for transport	4017008	400,00
	<b>Comfort Air Kit</b> Available in Slim and Basic. The hood kit should be completed by choosing 2 hot air outlets. > p. 134	Slim 4011012 Basic VF 4008038N Basic VN 4008036	790,00 540,00 145,00



## PLASMA B95 Wood

<b>POWER</b>	<b>%</b>	<b>Ø</b>	<b>Kg</b>	<b>cm A x B x C</b>
kW 18,6	77,2%	Ø cm 20	kg 298	cm 105,6 x 59,4 x 140,6



New high-performing and efficient combustion in accordance with the strictest regulations governing emissions. Automatic primary, post-combustion and glass cleaning air calibration system "Easy Going". New more ergonomic and precise opening system with option of opening for cleaning at 90° (without handle) or 45° with a handle. The "Easy Switch" system offers the option of using either the handle or a hand, prioritising ergonomics or very clean aesthetics, respectively.

VERSION		DESCRIPTION/CODE	€
	Black metal_303	Plasma B95 5020005	3.935,00
<b>DEDICATED ACCESSORIES</b>			
	<b>Passe-partout</b> Painted black steel_303. It can be used as a minimal frame in the case of plasterboard cladding.	620216	300,00
	<b>Spacer</b> Painted black steel_303 should be used to fill the gap between the glass-fronted fireplace and non-MCZ artisan fireplace.	4008072	110,00
	<b>Additional weights kit</b> Additional weights to allow the natural descent and closing of the door pursuant to Bauart A1 standard.	4017004	85,00
	<b>45° curve in stainless steel</b>	Ø mm 150 4017005	95,00
	<b>Flexible pipe to channel air</b>	Ø mm 150 - 1,5 m 4017007	95,00
	<b>Supplementary handle for Plasma</b>	Optional 4019016	50,00
	<b>Chimney handling kit</b> 1 rubber 4 revolving wheels 4 threaded pipes for transport	4017008	400,00
	<b>Comfort Air Kit</b> Available in Slim and Basic. The hood kit should be completed by choosing 2 hot air outlets. > p. 134	Slim 4011012 Basic VF 4008038N Basic VN 4008036	790,00 540,00 145,00

PLASMA 95 DX Wood









# WOOD > GLASS-FRONTED FIREPLACES > PLASMA



## PLASMA 95T Wood

<b>POWER</b>				
kW 13,2	80,2%	Ø cm 20	kg 373	cm A x B x C



New high-performing and efficient combustion in accordance with the strictest regulations governing emissions. Automatic primary, post-combustion and glass cleaning air calibration system "Easy Going". New more ergonomic and precise opening system. The "Easy Switch" system offers the option of using either the handle or a hand, prioritising ergonomics or very clean aesthetics, respectively.

VERSION		DESCRIPTION/CODE	€
	Black metal_303	PLASMA 95T Wood 5018008	4.650,00
<b>DEDICATED ACCESSORIES</b>			
	<b>Passe-partout</b> Painted black steel_303. It can be used as a minimal frame in the case of plasterboard cladding.	4018012	290,00
	<b>Spacer</b> Painted black steel_303 should be used to fill the gap between the glass-fronted fireplace and non-MCZ artisan fireplace.	4018013	110,00
	<b>Additional weights kit</b> Additional weights to allow the natural descent and closing of the door pursuant to Bauart A1 standard.	4018024	85,00
	<b>45° curve in stainless steel</b>	Ø mm 150 4017005	95,00
	<b>Flexible pipe to channel air</b>	Ø mm 150 - 1,5 m 4017007	95,00
	<b>Supplementary handle for Plasma</b>	Optional 4019016	50,00
	<b>Chimney handling kit</b> 1 rubber 4 revolving wheels 4 threaded pipes for transport	4017008	400,00
	<b>Comfort Air Kit</b> Available in Slim and Basic. The hood kit should be completed by choosing 2 hot air outlets. > p. 134	Slim 4011012 Basic VF 4008038N Basic VN 4008036	790,00 540,00 145,00



## PLASMA T50 Wood

<b>POWER</b>				
kW 18,2	77,6%	Ø cm 20	kg 360	cm A x B x C



New high-performing and efficient combustion in accordance with the strictest regulations governing emissions. Automatic primary, post-combustion and glass cleaning air calibration system "Easy Going". New more ergonomic and precise opening system. The "Easy Switch" system offers the option of using either the handle or a hand, prioritising ergonomics or very clean aesthetics, respectively.

VERSION		DESCRIPTION/CODE	€
	Black metal_303	PLASMA T50 Wood 5019014	4.725,00
<b>DEDICATED ACCESSORIES</b>			
	<b>Passe-partout</b> Painted black steel_303. It can be used as a minimal frame in the case of plasterboard cladding.	4018010	290,00
	<b>Spacer</b> Painted black steel_303 should be used to fill the gap between the glass-fronted fireplace and non-MCZ artisan fireplace.	4018011	110,00
	<b>Additional weights kit</b> Additional weights to allow the natural descent and closing of the door pursuant to Bauart A1 standard.	4018025	85,00
	<b>45° curve in stainless steel</b>	Ø mm 150 4017005	95,00
	<b>Flexible pipe to channel air</b>	Ø mm 150 - 1,5 m 4017007	95,00
	<b>Supplementary handle for Plasma</b>	Optional 4019016	50,00
	<b>Chimney handling kit</b> 1 rubber 4 revolving wheels 4 threaded pipes for transport	4017008	400,00
	<b>Comfort Air Kit</b> Available in Slim and Basic. The hood kit should be completed by choosing 2 hot air outlets. > p. 134	Slim 4011012 Basic VF 4008038N Basic VN 4008036	790,00 540,00 145,00

PLASMA 75 DX Wood



# VIVO 90 Q Wood





# WOOD > GLASS-FRONTED FIREPLACES > VIVO Q



## VIVO 90 Q Wood

Model: VIVO 90Q WOOD

<b>POWER</b>					cm A x B x C
kW 11,6	85,1%	Ø cm 20	kg 135	cm 88,7 x 45 x 54,7	



**MATERIALS:**  
Steel: structure  
Alutec®: combustion chamber

### VERSION

	VIVO 90 Q Wood	5020002	<b>1.940,00</b>
--	----------------	---------	-----------------

### DEDICATED ACCESSORIES

	<b>Four sided frame</b> 50 mm steel frame (optional).	6309021	<b>230,00</b>
--	--	---------	---------------

	<b>Comfort Air Kit</b> Available in Slim and Basic. The kit should be completed by choosing 2 hot air outlets. > p. 134	Slim	4011012	<b>790,00</b>
		Basic VF	4008038N	<b>540,00</b>
		Basic VN	4008036	<b>145,00</b>



## VIVO 70 Q Wood

Model: VIVO 70Q WOOD

<b>POWER</b>					cm A x B x C
kW 11,6	85,1%	Ø cm 20	kg 125	cm 71,7 x 45 x 62,2	



**MATERIALS:**  
Steel: structure  
Alutec®: combustion chamber

### VERSION

	VIVO 70 Q Wood	5020001	<b>1.785,00</b>
--	----------------	---------	-----------------

### DEDICATED ACCESSORIES

	<b>Four sided frame</b> 50 mm steel frame (optional).	6309020	<b>230,00</b>
--	--	---------	---------------

	<b>Comfort Air Kit</b> Available in Slim and Basic. The kit should be completed by choosing 2 hot air outlets. > p. 134	Slim	4011012	<b>790,00</b>
		Basic VF	4008038N	<b>540,00</b>
		Basic VN	4008036	<b>145,00</b>



# VIVO 70 Q Wood













# PELLET\_Accessories

126 GENERAL ACCESSORIES

129 COMFORT AIR STOVES ACCESSORIES



# PELLET > GENERAL ACCESSORIES

		VERSIONS AVAILABLE/CODE		€
	<b>LINEAR PIPE</b>			
	Painted pipe, 25/50/100 cm, with silicone gasket.	L= 25 cm - ø cm 8	4022005	<b>25,00</b>
		L= 50 cm - ø cm 8	4022006	<b>30,00</b>
		L= 100 cm - ø cm 8	4022007	<b>40,00</b>
	<b>90° CURVE</b>			
	Painted curve with silicone gasket.	ø cm 8	4022008	<b>35,00</b>
	<b>90° CURVE WITH INSPECTION HOLE</b>			
	Painted curve with silicone gasket.	ø cm 8	4022010	<b>40,00</b>
	<b>90° CURVE GASKETS WITH HOLE INSPECTION</b>			
	5 pc. package		4012022	<b>20,00</b>
	<b>45° CURVE</b>			
	Painted curve with silicone gasket.	ø cm 8	4022009	<b>35,00</b>
	<b>T-UNION</b>			
	Condensate/ash collection painted tee union with inspection cap and silicone gasket.	ø cm 8	4022004	<b>45,00</b>












# PELLET > GENERAL ACCESSORIES

		VERSIONS AVAILABLE/CODE	€
	<b>FEMALE-FEMALE TEE FITTING</b> Painted tee union with silicone gasket.	ø cm 8                      4022012	<b>40,00</b>
	<b>DRAUGHT ADJUSTOR</b> Pipe with silicone gasket fitted with device to adjust excessive draught.	ø cm 8                      4010002	<b>295,00</b>
	<b>WALL COUPLING</b> Painted wall coupling with silicone gasket.	ø cm 8                      4022011	<b>25,00</b>
	<b>F/F-UNION</b> Painted pipe with silicone gaskets.	ø cm 8/8                      4013010 ø cm 10/10                      4013009	<b>35,00</b> <b>40,00</b>
	<b>WINDPROOF CAP</b> Stainless steel windproof cap for wall discharge.	ø cm 8                      40160156	<b>20,00</b>
	<b>WALL FLANGE</b> Painted wall flange.	ø cm 8                      40160466	<b>15,00</b>

# PELLET > GENERAL ACCESSORIES







		DESCRIPTION/CODE	€
	<p><b>PIPE CLIP</b> Pipe support clip for wall fastening.</p>	<p>ø cm 8      40120968</p>	<p><b>15,00</b></p>
	<p><b>SILICONE GASKET</b> for 8 cm pellet stove pipes.</p>	<p>5-pack.      40120969</p>	<p><b>20,00</b></p>
	<p><b>FLOOR PROTECTION</b> Available in charcoal painted metal and in tempered glass (photo) Standard version: 90x100 cm (width x depth) Slim pellet stove version: 95x57 cm (width x depth) Sheet thickness: 2 mm Glass thickness: 6 mm</p>	<p>Standard version - metal      40140139 Standard version - glass      40170147  Slim version - metal      4011051 Slim version - glass      4011050</p>	<p><b>125,00</b> <b>170,00</b>  <b>110,00</b> <b>150,00</b></p>
	<p><b>TOUCH-UP PAINT</b> Water-based silicone spray paint Check on the unit for the code to use.</p>	<p>Black - 400 ml      4017011  Black touch-up color for C16 powder paints 400 ml      4020012</p>	<p><b>30,00</b>  <b>50,00</b></p>
	<p><b>CLEANING KIT AND STOVE MAINTENANCE CASE</b> Contains: - Hexagonal wrench - Set of brushes and paintbrushes (3 pieces) - Complete set of inner gaskets and fire door (5 kits) - Glass cleaning spray - Bolts and screws and washer - High temperature silicone - Manual</p>	<p>4009023</p>	<p><b>230,00</b></p>
	<p><b>MAINTENANCE CASE GASKETS REFILL KIT</b> Complete set of inner gaskets and fire door (5 kits)</p>	<p>4012027</p>	<p><b>135,00</b></p>

PELLET > COMFORT AIR STOVES > ACCESSORIES












		VERSIONS AVAILABLE/CODE	€
	<b>FLIP HOT AIR OUTLET</b> Complete with two lamps and air humidifier.	White 4012017	<b>255,00</b>
			
	<b>FLOAT HOT AIR OUTLET</b> Complete with two lamps.	White 4012018 Black/white (as in photo) 4012019	<b>270,00</b> <b>270,00</b>
			
	<b>GHOST HOT AIR OUTLET</b> Complete with one lamp and air humidifier.	White glass 4012020 Black glass 4012021	<b>270,00</b> <b>270,00</b>
			
	<b>MINIMAL HOT AIR OUTLET</b> Backlit metal air vent, can be painted like back wall.	Cm 21,5x21,5 4017009	<b>210,00</b>
			
	<b>SOFT HOT AIR OUTLET</b> Backlit ceramic air vent.	Cm 25x25 4017010	<b>230,00</b>
			
	<b>MULTI 12 HOT AIR OUTLET</b> Kit contents: One (1) 120x120 mm multi-directional hot air outlet One (1) frame One (1) Ø 60 flange One (1) Ø 60 plug Four (4) screws One (1) clamp	4009010	<b>35,00</b>
			



# PELLET > COMFORT AIR STOVES > ACCESSORIES

		VERSIONS AVAILABLE/CODE	€
	<p><b>Ø 60 mm STRAIGHT UNION</b>            Ducting connection union.            Kit contents:            One (1) Ø 60 straight union            Two (2) clamps</p>	4009008	10,00
	<p><b>Ø 60 mm "Y" UNION</b>            Union to divert the flow of hot air in 2 ducts.            Kit contents:            One (1) Y union            Three (3) clamps</p>	4009009	20,00
	<p><b>Ø 60 mm 90° CURVE</b>            Kit contents:            One (1) 90° union            Three (2) clamps</p>	4009011	15,00
	<p><b>FLEX PIPE Ø 60 L = 8 m</b></p>	4009017	50,00
	<p><b>FLEX PIPE Ø 60 L = 1.5 m</b></p>	4009003	25,00
	<p><b>INSULATED FLEX PIPE</b>            Ø 60 mm interior/110 mm exterior            L= 3 m</p>	4013005	45,00

# PELLET > COMFORT AIR STOVES > ACCESSORIES

		VERSIONS AVAILABLE/CODE	€
	<b>FLEXIBLE PIPE</b> ø 100 mm - L=1.5 m ø 100 mm insulated - L=10 m insulated	40160049 4008049	<b>20,00</b> <b>175,00</b>
			
	<b>Ø 60 mm DUCTING KIT</b> Complete kit for ducting air up to 1.5 m. Kit contents: One (1) 90° union One (1) flex pipe L = 1.5 m Four (4) clamps One (1) Ø 60 fan/pipe union  Choose the hot air outlets to complete the kit  > EGO, STAR, CLUB, SUITE, MUSA 1.0 > TOBA - PHILO	4011044	<b>95,00</b>
			
	<b>Ø 60 mm FAN/PIPE UNION</b> Union for ducting with Ø 60 mm pipe. Kit contents: One (1) Ø 60 fan/pipe union Two (2) screws One (1) clamp  > EGO, STAR, CLUB, SUITE, MUSA 1.0 > TOBA - PHILO	4009007	<b>25,00</b>
			
	<b>Ø 60 mm STRAIGHT UNION - 150 mm</b> Ducting connection union. To be purchased in combination with code 4009008  > EGO, STAR, CLUB, SUITE, MUSA 2.0 > KLIN - TILDA - AIKE - STREAM	4015013	<b>25,00</b>
			
	<b>Ø 80 mm FAN/PIPE UNION</b> Union for ducting with Ø 80 mm pipe. Kit contents: One (1) Ø 80 fan/pipe union Two (2) screws One (1) clamp  > EGO, STAR, CLUB, SUITE, MUSA 1.0 > TOBA - PHILO	4009013	<b>25,00</b>
			
	<b>Ø 60/80 mm PIPE ADAPTER</b>	4014008	<b>20,00</b>
			



# WOOD\_Accessories

144 GENERAL ACCESSORIES

134 COMFORT AIR SLIM

138 COMFORT AIR BASIC



# WOOD > COMFORT AIR SLIM freely positionable motor (forced ventilation)

VERSIONS AVAILABLE/CODE

€



## SLIM FV VENTILATION KIT

Ventilation kit for standard connection with hot air outlets positioned in the hood or remotely and motor positioned freely between the glass-fronted fireplace and the hot air outlet. The hood kit should be completed by choosing 2 hot air outlets.

Complete kit

4011012

790,00

### THE KIT INCLUDES:

#### FAN

Complete with housing and inspection hatch  
(x2)



#### REMOTE CONTROL

Complete with electronic control unit  
(x1)



#### FLEXIBLE PIPE

Ø 100 mm - L=1.5 m  
(x2)



#### FLEXIBLE PIPE

Ø 60 mm - L=1.5 m  
(x2)



#### FLANGE Ø 100

Ø 100 mm  
(x2)



#### CLAMPS

(x8)



#### FLIP VENTILATION OUTLET

Complete with two lamps and air humidifier.

White glass/1 pc.

4012017

255,00



#### FLOAT VENTILATION OUTLET

Complete with two lamps and air humidifier.

White glass/white frame/1 pc.

4012018

270,00



White glass/black frame/1 pc.

4012019

270,00

#### GHOST VENTILATION OUTLET

Complete with one lamp and air humidifier.

White/1 pc.

4012020

270,00



Black/1 pc.

4012021

270,00

#### MINIMAL VENTILATION OUTLET

Backlit metal air vent, can be painted like back wall.

4017009

210,00



#### SOFT VENTILATION OUTLET

Backlit ceramic air vent.

4017010

230,00



#### MULTI 12 VENTILATION OUTLET












1 pc.

4009010







35,00



# WOOD > COMFORT AIR SLIM > ACCESSORIES

		VERSIONS AVAILABLE/CODE		€
	<b>FLIP VENTILATION OUTLET</b> Silk screen printed glass flipping air outlet to direct the flow of hot air. Metal support. Complete with two lamps and air humidifier.	White glass	4012017	<b>255,00</b>
	<b>FLOAT VENTILATION OUTLET</b> Silk screen printed glass air outlet and curved metal frame. Complete with two lamps and air humidifier.	White glass and white frame White glass and black frame	4012018 4012019	<b>270,00</b> <b>270,00</b>
	<b>GHOST VENTILATION OUTLET</b> Silk screen printed glass flipping air outlet. Brushed steel support. Complete with one lamp and air humidifier.	White glass Black glass	4012020 4012021	<b>270,00</b> <b>270,00</b>
	<b>MINIMAL VENTILATION OUTLET</b> Backlit metal air vent, can be painted like back wall.		4017009	<b>210,00</b>
	<b>SOFT VENTILATION OUTLET</b> Backlit ceramic air vent.		4017010	<b>230,00</b>
	<b>MULTI 12 VENTILATION OUTLET</b>	1 pc.	4009010	<b>35,00</b>
	<b>REMOTE CONTROL</b> Complete with electronic control unit.	1 pc.	4011006	<b>210,00</b>
	<b>FAN</b> Complete with housing and inspection hatch.	1 pc.	4011008	<b>255,00</b>
	<b>FLEXIBLE PIPE</b> Ø 100 mm - L=1.5 m Ø 100 mm insulated - L=10 m	1 pc. 1 pc.	40160049 4008049	<b>20,00</b> <b>175,00</b>
	<b>FLEXIBLE PIPE</b> Ø 60 mm - L=3 m insulated Ø 60 mm - L=1.5 m	1 pc. 1 pc.	4013005 4009003	<b>45,00</b> <b>25,00</b>
	<b>FLANGE Ø 100</b> Ø 100 mm	1 pc.	4008047	<b>15,00</b>

# WOOD > COMFORT AIR SLIM > ACCESSORIES

		VERSIONS AVAILABLE/CODE	€
	<b>FLANGE Ø 60</b> Ø 60 mm	1 pc. 4011011	<b>10,00</b>
	<b>Ø 60 STRAIGHT UNION</b> Ø 60 mm	1 pc. 4009008	<b>10,00</b>
	<b>PIPE CLAMPS</b> Ø 60/170 mm	1 pc. 4008043	<b>10,00</b>
	<b>BLADE VENTILATION OUTLET</b> Metal air outlet 99x6,1 cm Metal air outlet 60x6,7 cm	White 4011016	<b>45,00</b>
		White 4012066	<b>25,00</b>
	<b>LINE VENTILATION OUTLET</b> Metal air outlet 99x7,3 cm	White 4020010	<b>80,00</b>
	<b>BIG VENTILATION OUTLET</b> Metal air outlet 51,6x18,5 cm	White 4011018	<b>50,00</b>

**GHOST**



**FLOAT**



**FLIP**



**MINIMAL**



**SOFT**





# WOOD > COMFORT AIR BASIC > motor placed behind the outlets (natural ventilation)

		VERSIONS AVAILABLE/CODE	€
 <b>VN HOOD KIT (natural ventilation)</b>			
<p>Ventilation kit for standard connection with outlets positioned in the hood above the fireplace. The kit is completed by choosing 2 outlets (mono, bi or multidirectional).</p>		Complete kit	4008036 <b>145,00</b>
<p><b>THE KIT INCLUDES:</b></p>			
	<p><b>VN DUCT FRAME</b> (x2)</p>		
	<p><b>FLEXIBLE PIPE</b> ø 150 mm - L=1.5 m (x2)</p>		
	<p><b>FLANGE</b> ø 150 mm (x2)</p>		
	<p><b>PIPE CLAMP</b> ø 60-170 mm (x4)</p>		
	<p><b>FASTENING BRACKET ASSEMBLY</b> (x2)</p>		
<p><b>MONO 20 &gt; MONO-DIRECTIONAL AIR OUTLET WITH HUMIDIFIER</b></p> <p>*The mono-directional air outlet with light code 4008023 must be installed on duct frame code 4008046</p>		Without light With light*	4008021 <b>110,00</b> 4008023 <b>255,00</b>
	<p><b>BI 20 &gt; BI-DIRECTIONAL AIR OUTLET</b></p>		4008024 <b>95,00</b>
	<p><b>MULTI 20 &gt; MULTI-DIRECTIONAL AIR OUTLET</b></p>		4008025 <b>35,00</b>
			

# WOOD > COMFORT AIR BASIC > motor placed behind the outlets (forced ventilation)

		VERSIONS AVAILABLE/CODE	€
 <b>FV HOOD KIT (forced ventilation)</b>			
Ventilation kit for standard connection with outlets positioned in the hood above the fireplace. The kit is completed by choosing 2 outlets (mono, bi or multidirectional).		Complete kit	4008038N <b>540,00</b>
<b>THE KIT INCLUDES:</b>			
	<b>FAN ASSEMBLY</b> (x2)		
	<b>CONTROL UNIT</b> (x1)		
	<b>FLEXIBLE PIPE</b> ø 100 mm - L=1.5 m (x2)		
	<b>FLANGE</b> ø 100 mm (x2)		
	<b>PIPE CLAMP</b> Ø 60/170 mm (x4)		
	<b>FASTENING BRACKET ASSEMBLY</b> (x2)		
<b>MONO 20 &gt; MONO-DIRECTIONAL AIR OUTLET WITH HUMIDIFIER</b>		Without light With light	4008021 <b>110,00</b> 4008023 <b>255,00</b>
	<b>BI 20 &gt; BI-DIRECTIONAL AIR OUTLET</b>		4008024 <b>95,00</b>
	<b>MULTI 20 &gt; MULTI-DIRECTIONAL AIR OUTLET</b>		4008025 <b>35,00</b>
			

# WOOD > COMFORT AIR BASIC > INDIVIDUAL ACCESSORIES (natural ventilation)

		VERSIONS AVAILABLE/CODE	€
<p><b>WHEN TO USE THE INDIVIDUAL NV and FV ACCESSORIES.</b>                      The 2 hood kits described in the previous two pages accommodate standard connections with air outlets located in the hood, above the glass-fronted fireplace.                      For other types of solutions, the use of the individual NV and FV accessories described on these two pages is required.</p>			
	<p><b>MONO 20 &gt; MONO-DIRECTIONAL AIR OUTLET WITH HUMIDIFIER</b>                      Warning: the mono-direc. air outlet with light code 4008023 must be installed on duct frame code 4008046</p>	Without light 4008021 With light 4008023	110,00 255,00
	<p><b>BI 20 &gt; BI-DIRECTIONAL AIR OUTLET</b>                      Warning: the air outlet must be installed on duct frame code 4008044</p>	4008024	95,00
	<p><b>MULTI 20 &gt; MULTI-DIRECTIONAL AIR OUTLET</b>                      Warning: the air outlet must be installed on duct frame code 4008044</p>	4008025	35,00
	<p><b>VN DUCT FRAME + BRACKET</b></p>	4008044	50,00
	<p><b>NV DUCT FRAME WITH LIGHT + BRACKET</b></p>	4008046	110,00
	<p><b>FLEXIBLE PIPE</b>                      ø 150 mm - L=1.5 m</p>	40160051	25,00
	<p><b>FLANGE</b>                      ø 150 mm for NV</p>	40120167	10,00
	<p><b>PIPE CLAMP</b>                      ø 60-170 mm</p>	4008043	10,00
	<p><b>BASIC &gt; VENTILATION GRILLE</b></p>	99x5,2 cm 4008040	30,00
	<p><b>BASIC FILTER &gt; FILTERED AIR OUTLET</b></p>	53,5x16,5 cm 4008039	110,00

## WOOD > COMFORT AIR BASIC > INDIVIDUAL ACCESSORIES (forced ventilation)

		VERSIONS AVAILABLE/CODE		€
	<b>MONO 20 &gt; MONO-DIRECTIONAL AIR OUTLET WITH HUMIDIFIER</b>	Without light With light	4008021 4008023	<b>110,00</b> <b>255,00</b>
	<b>BI 20 &gt; BI-DIRECTIONAL AIR OUTLET</b>		4008024	<b>95,00</b>
	<b>MULTI 20 &gt; MULTI-DIRECTIONAL AIR OUTLET</b>		4008025	<b>35,00</b>
	<b>FAN ASSEMBLY + BRACKET</b>		4008050	<b>180,00</b>
	<b>CONTROL UNIT</b> Complete with probe and power supply cable		4008026N	<b>140,00</b>
	<b>FLEXIBLE PIPE</b>	ø 100 mm - L=1.5 m ø 100 mm insulated - L=10 m insulated	40160049 4008049	<b>20,00</b> <b>175,00</b>
	<b>FLANGE</b> ø 100 mm for FV		4008047	<b>15,00</b>
	<b>PIPE CLAMP</b> ø 60-170 mm		4008043	<b>10,00</b>
	<b>RECESSED BOX</b>		4008051	<b>65,00</b>
	<b>BASIC &gt; VENTILATION GRILLE</b>	99x5,2 cm	4008040	<b>30,00</b>
	<b>BASIC FILTER &gt; FILTERED AIR OUTLET</b>	53,5x16,5 cm	4008039	<b>110,00</b>

# WOOD > COMFORT AIR BASIC > EXAMPLE

		VERSIONS AVAILABLE/CODE	PZ.
<p><b>WHEN TO USE THE SINGLE ACCESSORIES - EXAMPLE</b></p> <p>The two hood kits accommodate standard connections with air outlets located above the glass-fronted fireplace. For other types of solutions, the use of NV and FV individual accessories is required.</p> <p>For example, to duct air to a distance of 6 m, with two forced ventilation air outlets, the following accessories are required:</p>			
	<p><b>MONO/BI/MULTI-DIRECTIONAL AIR OUTLET</b></p> <p>As desired.</p>	<p>4008021 4008023 4008024 4008025</p>	<b>2</b>
	<p><b>FAN ASSEMBLY + BRACKET</b></p>	<p>4008050</p>	<b>2</b>
	<p><b>CONTROL UNIT</b></p> <p>Complete with probe and power supply cable - can control up to 2 motors.</p>	<p>4008026</p>	<b>1</b>
	<p><b>FLEXIBLE PIPE</b></p>	<p>ø 100 mm - L=1.5 m 40160049 ø 100 mm insulated - L=10 m insulated 4008049</p>	<b>2</b>
	<p><b>FLANGE</b></p> <p>ø 100 mm for FV</p>	<p>4008047</p>	<b>2</b>
	<p><b>PIPE CLAMP</b></p> <p>ø 60-170 mm</p>	<p>4008043</p>	<b>4</b>
<p><b>IT IS ALSO POSSIBLE TO ADD:</b></p>			
	<p><b>RECESSED BOX</b></p> <p>Contains and protects the fan when it is to be recessed in a stone or brick wall.</p>	<p>4008051</p>	
	<p><b>BASIC &gt; VENTILATION GRILLE</b></p> <p>For convection hot air inlet/outlet, instead of normal grilles.</p>	<p>99x5,2 cm 4008040</p>	
	<p><b>BASIC FILTER &gt; FILTERED AIR OUTLET</b></p> <p>Allows filtering and purification of the inlet air.</p>	<p>53,5x16,5 cm 4008039</p>	





# WOOD > GENERAL ACCESSORIES

		VERSIONS AVAILABLE/CODE		€
	<b>HOT AIR OUTLET KIT</b> One (1) adjustable nozzle, ø 15 cm 20x20 cm One (1) flexible aluminium pipe, ø 15 cm, L = 150 cm One (1) connection flange, ø 15 cm Two (2) clamps	White nozzle	40160067	<b>80,00</b>
		Brass coated nozzle	40160072	<b>100,00</b>
>PLASMA >FORMA >VIVO				
	<b>DUAL HOT AIR OUTLET KIT WITH LARGE NOZZLE</b> One (1) large nozzle with unions ø 15 cm - 50x20 cm Two (2) flexible aluminium pipes, ø 15 cm, L = 150 cm Four (4) clamps Two (2) flange unions ø 15 cm	White nozzle	40160073	<b>155,00</b>
	>PLASMA >FORMA >VIVO			
	<b>SQUARE NOZZLE WITH CAP AND UNION Ø 15 cm</b> cm 20x20	White nozzle	40160007	<b>70,00</b>
	>PLASMA >FORMA >VIVO			
	<b>ADJUSTABLE HOOD VENTILATION OUTLET WITH CAP</b> cm 25x10	White nozzle	40160001	<b>70,00</b>
		Brass coated nozzle	40160002	<b>70,00</b>
>PLASMA >FORMA >BOXTHERM				
	<b>EXTRA-FLEXIBLE ALUMINIUM AIR SUCTION PIPE</b> 10 m - Maximum operating temperature 140 °C.	Ø cm 15	40160441	<b>115,00</b>
		Ø cm 10	40160440	<b>90,00</b>
>PLASMA >FORMA >VIVO >BOXTHERM				
	<b>FLEXIBLE ALUMINIUM PIPE FOR HOT AIR DUCTING</b> 1.5 m	Ø cm 15	40160051	<b>25,00</b>
	>PLASMA >FORMA			

# WOOD > GENERAL ACCESSORIES

		VERSIONS AVAILABLE/CODE	€
	<b>FLANGE</b> For connecting pipes to the glass-fronted fireplace.	Ø cm 10      40120165 Ø cm 15*    40120167	<b>10,00</b> <b>10,00</b>
	<a href="#">&gt;PLASMA*</a> <a href="#">&gt;FORMA*</a> <a href="#">&gt;BOXTHERM</a>		
	<b>CERAMIC FIBRE MAT</b> Pack containing 8.92 m <sup>2</sup> of ceramic fibre mat	Roll width 0.60 m.      40180129	<b>170,00</b>
	<a href="#">&gt;PLASMA</a> <a href="#">&gt;FORMA</a> <a href="#">&gt;VIVO</a> <a href="#">&gt;BOXTHERM</a>		
	<b>STIFF INSULATION PANEL</b> 100x61 cm, thickness 2.5 cm.	40180039	<b>120,00</b>
	<a href="#">&gt;PLASMA</a> <a href="#">&gt;FORMA</a> <a href="#">&gt;VIVO</a> <a href="#">&gt;BOXTHERM</a>		
	<b>TOUCH-UP PAINT</b> Water-based silicone spray paint - 400 ml	Black      4017011 Black touch-up color for C16 powder paints 400 ml      4020012	<b>30,00</b> <b>50,00</b>
	<a href="#">&gt;PLASMA</a> <a href="#">&gt;FORMA</a> <a href="#">&gt;VIVO</a> <a href="#">&gt;BOXTHERM</a>		
	<b>GLASS SPRAY CLEANER</b> Product for cleaning glass-fronted fireplace and stove glass surfaces. Contents 0.75 l. per bottle Pack of 12 bottles.	Minimum pack 12 pcs.      40180012	<b>180,00</b>